



## Contents

---

THE NEW ZEALAND RADIO AWARDS	1	PERFORMANCE MANAGEMENT	6
CHAIR'S REPORT	2	FINANCIAL PERFORMANCE	29
CHIEF EXECUTIVE REPORT	3	STATEMENT OF SERVICE PERFORMANCE	59
OUR CHARTER	4	DIRECTORY	71
OUR PERFORMANCE BASED ON PUBLIC VALUE AND OUR CHARTER OBJECTIVES	5		

# TUNING IN TO OUR SUCCESS



2009

The New Zealand Radio Awards recognise the very best in radio every year. This year, Radio New Zealand was the recipient of thirteen awards and celebrated an unprecedented number of finalists.

Such achievements are a sign of not only the passion and dedication we have for communicating with New Zealanders, but also the extraordinary effort that we invest into every aspect of our work.

## METROPOLITAN STATION OF THE YEAR:

Radio New Zealand National

## BEST RADIO WEBSITE:

[www.radionz.co.nz](http://www.radionz.co.nz)

## BEST NEWSREADER:

Nicola Wright

## BEST COVERAGE OF A NEWS STORY:

US Election Coverage

## INDIVIDUAL RADIO JOURNALIST OF THE YEAR:

Katy Gosset

## BEST DOCUMENTARY:

Sir Edmund Hillary – A Tribute

## BEST DAILY OR WEEKLY SERIES – UNDER AN HOUR:

Insight

## BEST DAILY OR WEEKLY SERIES – ONE HOUR OR MORE:

Morning Report

## BEST DRAMATIC PRODUCTION:

The Raft

## BEST RECORDED LIVE MUSIC EVENT:

Exploring Antarctica

## BEST STUDIO OR OUTSIDE BROADCAST RECORDING:

Salmonella Dub/New Zealand  
Symphony Orchestra Live at  
Aotea Centre

## BEST MUSIC FEATURE:

North and South

## SPECIAL RECOGNITION – SERVICES TO BROADCASTING AWARD:

Jack Perkins

## Chair's Report



CHRISTINE GRICE – Chair



Our role as the country's only dedicated public service broadcaster has never been more important.

The past 12 months have seen dramatic changes and increasing competitive pressures for broadcasters and other media organisations, both in New Zealand and around the world.

Media convergence and the plethora of new online sources of news and entertainment are threatening the business models of many traditional advertising-based media outlets including newspapers and free-to-air broadcasting.

Declining profitability, accelerated by the current economic downturn, has led to severe cost-cutting, greater networking and syndication of content, and fewer resources devoted to journalism and newsgathering.

In this environment, the role of Radio New Zealand as the country's only dedicated public service broadcaster and only non-commercial media organisation has never been more important.

Despite severe financial constraints of its own, Radio New Zealand has continued to provide New Zealanders with a broad range of accurate, reliable and impartial news and information on which to base the important decisions in their lives.

Recent events in the Pacific have also demonstrated the vital role played by Radio New Zealand International as a trusted source of regional news coverage – both for New Zealand and for those living in neighbouring countries.

### FINANCIAL PERFORMANCE

In the year to 30 June 2009, stringent financial management allowed Radio New Zealand to maintain its core services and record historically high levels of public support for its performance against its key Charter objectives as an independent, non-commercial public service broadcaster.

It continued to expand the range and quality of its online broadcasting services, adding exponential value for the public funding it receives.

Radio New Zealand operated within budget for the year, returning a

modest surplus of \$13,000 before tax. In keeping with past practice, Shareholding Ministers have again waived their right to a dividend.

### OUTLOOK FOR THE YEAR AHEAD

The 2007 Radio New Zealand Baseline Funding Review, conducted for the Government by international consultants KPMG, found that Radio New Zealand would need additional funding of more than \$7 million per year to sustain its services at current levels.

Additional funding of \$2.6 million was provided in the 2008–2009 financial year which avoided the immediate need to downgrade or reduce services.

However Radio New Zealand's funding was frozen in the 2009 Budget and, faced with significant ongoing increases in overheads, a broad range of cuts will need to be implemented in the year ahead.

In making these cutbacks we will, wherever possible, attempt to minimise the direct impact on our audiences.

### CONCLUSION

Radio New Zealand is one of the few truly independent sources of news and information remaining in New Zealand. Our research shows that its services are highly valued by the vast majority of New Zealanders, whether they are regular listeners or not.

As other media organisations reliant on advertising revenue continue to reduce staff and scale back the range and quality of their content, Radio New Zealand will do its best to maintain its core services in the year ahead.

I would like to acknowledge the valued contribution of the Radio New Zealand Board of Governors, the Chief Executive and the senior management group during a very challenging 12-month period.

I also pay tribute to the very talented and dedicated staff at Radio New Zealand who continue to produce world-class public service radio with a tiny fraction of the resources available to their colleagues in comparable broadcasting organisations overseas.



Radio New Zealand  
is defying global  
industry trends.

PETER CAVANAGH – Chief Executive and Editor-in-Chief

### Recent trends in media consumption around the world show people moving away from traditional news and entertainment outlets in the face of an explosion of choice on the internet.

In New Zealand for example, the total number of people listening to live radio broadcasts has been falling for some years now – and is continuing to fall.

Over the past 12 months however, Radio New Zealand National has managed to defy this long-term trend, holding the bulk of its live radio audience and its overall share of the New Zealand radio market. Early figures for the second half of 2009 show audience numbers increasing over the same period last year.

This improved performance is in many ways quite surprising.

Radio New Zealand identified the challenges posed by media convergence several years ago and has worked assiduously to prepare itself for the fundamental industry changes which are now taking place.

In recent years, virtually all Radio New Zealand news, current affairs and spoken features programmes – and an increasing amount of drama and contemporary and classical music content – have been made freely available online.

This programming is now available to our audiences on demand, without the need to listen to our live radio services at all.

Online broadcasting has freed Radio New Zealand from the limitations not just of time – but also of place. New Zealanders living and travelling all over the world are now availing themselves of the opportunity to listen to Radio New Zealand programmes wherever they happen to be.

In the year to the end of June 2008, more than four million Radio New Zealand programmes were replayed via the internet. In the most recent 12-month period, this number had grown dramatically to more than seven million – a year-on-year increase of more than 70%.

Time-shifted listening is additional to traditional live radio listening and therefore represents a significant expansion of the Radio New Zealand audience.

In the longer term, putting our audiences in control of our content through on-demand broadcasting will inevitably shift the weight of overall listening away from traditional live radio. But for the moment at least we are still seeing audience growth in both areas.

### RECOGNITION OF EXCELLENCE

The past year has seen unprecedented recognition of Radio New Zealand's performance as a public service broadcaster.

Our audiences are increasing and our research shows that audience satisfaction with our performance against some of our key Charter objectives is the highest we've ever recorded.

And the vast majority of New Zealanders – both regular listeners and non-listeners alike – say they value the services we provide.

It has also been an outstanding year in terms of the accolades received from our peers in the broadcasting industry.

At the 2009 New Zealand Radio Awards, Radio New Zealand programmes and individual staff members won a record number of 13 awards for excellence, including a clean sweep of all news categories.

The radio industry's most prestigious award, Station of the Year, went to Radio New Zealand National. It was the first time the industry's top award had been won by a non-commercial public service broadcaster.

The next 12-month period will be a difficult one, with cutbacks in a wide range of Radio New Zealand programmes and services. However, our staff have been doing more with less for a number of years now and I am confident that – despite our current financial constraints – they will continue to produce outstanding public service radio in the year ahead.

## Our Charter



EVERY DAY, RADIO NEW ZEALAND CAPTURES AND REFLECTS THE THOUGHTS, OPINIONS AND INFORMATION WE WANT TO SHARE AS A NATION, IN PROGRAMMES THAT CONTRIBUTE TOWARDS OUR BROADER COLLECTIVE UNDERSTANDING, HELP US FOLLOW WHAT IS GOING ON IN OUR OWN COUNTRY AND STAY IN TOUCH WITH DEVELOPMENTS IN THE WORLD AROUND US.

Whilst it was enacted by Parliament, the Radio New Zealand Charter is more than just a piece of legislation.

In effect, the Charter is a “living” guide to all that we do. It provides a vision, along with parameters for how our unique range of services fits with our place in New Zealand public life.

Through the programmes it specifically encourages, and the standards that it sets, the Charter also ensures that Radio New Zealand promotes and protects, to the best of its abilities, the fullest possible sense of our national identity. Our Charter states:

### 1

**THE FUNCTIONS OF THE PUBLIC RADIO COMPANY SHALL BE TO PROVIDE INNOVATIVE, COMPREHENSIVE, AND INDEPENDENT BROADCASTING SERVICES OF A HIGH STANDARD AND WITHOUT LIMITING THE GENERALITY OF THE FOREGOING, TO PROVIDE:**

(a) Programmes which contribute towards intellectual, scientific, cultural, spiritual and ethical development, promote informed debate, and stimulate critical thought; and

(b) A range of New Zealand programmes, including information, special interest, and entertainment programmes, and programmes which reflect New Zealand’s cultural diversity, including Māori language and culture; and

(c) Programmes which provide for varied interests and a full range of age groups within the community, including information, educational, special interest, and entertainment programmes; and

(d) Programmes which encourage and promote the musical, dramatic, and other performing arts, including programmes featuring New Zealand and international composers, performers and artists; and

(e) A nationwide service providing programming of the highest quality to as many New Zealanders as possible, thereby engendering a sense of citizenship and national identity; and

(f) Comprehensive, independent, impartial and balanced national news services and current affairs, including items with a regional perspective; and

(g) Comprehensive, independent, impartial, and balanced international news services and current affairs; and

(h) An international radio service to the South Pacific (Radio New Zealand International) which may include a range of programmes in English and Pacific languages; and

(i) Archiving of programmes which are likely to be of historical interest in New Zealand.

### 2

**IN PROVIDING BROADCASTING SERVICES, THE PUBLIC RADIO COMPANY SHALL TAKE ACCOUNT OF:**

(a) Recognised standards of excellence; and

(b) Its responsibility as the provider of an independent national broadcasting service to provide a balance between programmes of wide appeal and programmes of interest to minority audiences; and

(c) The broadcasting services provided by other broadcasters; and

(d) Surveys, commissioned annually, of persons who are members of its current audiences to establish whether those members consider that the quality and quantity of its services are being maintained in accordance with subsection (1); and

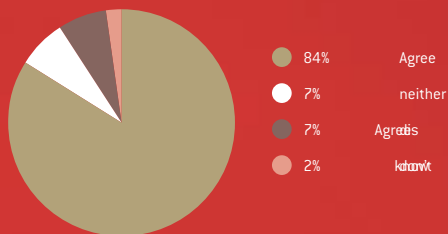
(e) Surveys, commissioned from time to time, of persons who are not members of its current audiences.

## Our Performance Based on Public Value and Our Charter Objectives

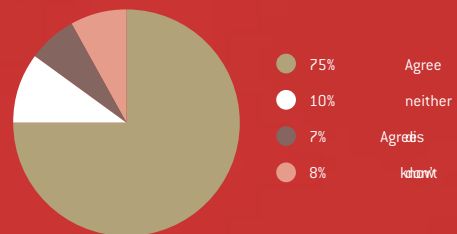
New Zealanders value public service radio broadcasting and Radio New Zealand services.



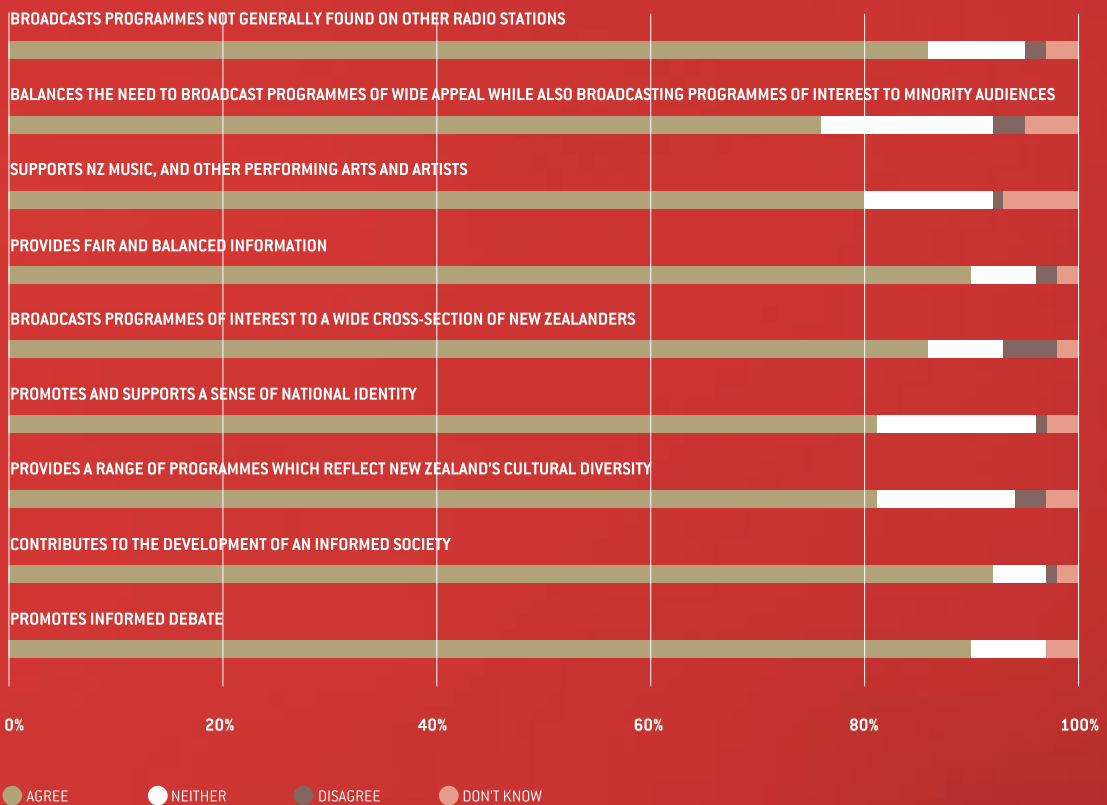
IT IS IMPORTANT FOR NEW ZEALAND TO HAVE A PUBLIC SERVICE RADIO BROADCASTER



RADIO NEW ZEALAND PROVIDES A VALUABLE SERVICE FOR NEW ZEALANDERS



Source: 2008 – 2009 Radio New Zealand Value Indices research, conducted by The Nielsen Company among all New Zealanders aged 15+



Source: 2008 – 2009 Radio New Zealand Listener Survey, conducted by The Nielsen Company

# Performance Management

OUTCOMES	RESULT
<p><b>1</b> NEW ZEALAND HAVING A HEALTHY SENSE OF CITIZENSHIP AND ITS OWN NATIONAL IDENTITY</p> <p>Informing New Zealanders about New Zealand and its position in the world.</p> <p>Being predominantly and distinctively of New Zealand.</p> <p>Fostering critical thought and informed and wide-ranging debate, thereby contributing to greater tolerance and understanding.</p> <p>Reflecting and promoting ethnic, cultural and artistic diversity and expression.</p> <p>Reflecting New Zealand's cultural identity, including Māori language and culture.</p> <p>Stimulating, supporting and reflecting the diversity of cultural expression including drama, comedy, literature and the performing arts.</p> <p>Stimulating, supporting and reflecting a wide range of music, including New Zealand composition and performance.</p>	<p>Achieved</p> <p>Achieved</p> <p>Achieved</p> <p>Achieved</p> <p>Achieved</p> <p>Achieved</p> <p>Achieved</p>
<p><b>2&amp;3</b> NEW ZEALAND SOCIETY INFORMED, EDUCATED, ENTERTAINED AND ENLIGHTENED, AND NEW ZEALAND HAVING A STRONG INTELLECTUAL, CULTURAL AND ARTISTIC IDENTITY, EXPRESSION AND LIFE</p> <p>Stimulating, supporting and reflecting a wide range of music, including New Zealand composition and performance.</p> <p>Contributing towards intellectual and spiritual development, and fostering critical thought, informed and wide-ranging debate, and providing challenging, innovative and engaging programming.</p> <p>Providing reliable, independent and freely accessible news and information, and awareness of the world and of New Zealand's place in it.</p> <p>Stimulating, supporting and reflecting the diversity of cultural expression including drama, comedy, literature and performing arts.</p>	<p>Achieved</p> <p>Achieved</p> <p>Achieved</p> <p>Achieved</p>
<p><b>4</b> NEW ZEALANDERS HAVING UNIVERSAL ACCESS TO PUBLIC SERVICE BROADCASTING</p> <p>Taking advantage of the most effective means of delivery.</p> <p>Balancing programmes of special interest with those of wide appeal, recognising the interests of all age groups.</p> <p>Ensuring diversity in participation, subject matter and listenership.</p> <p>Providing a strong regional presence and coverage.</p> <p>Taking account of services provided by other broadcasters.</p>	<p>Achieved</p> <p>Achieved</p> <p>Achieved</p> <p>Achieved</p> <p>Achieved</p>
<p><b>5</b> ACCESS FOR PACIFIC PEOPLES TO A TRUSTED SOURCE OF INFORMATION FOR, AND ABOUT, THE REGION</p> <p>Providing Radio New Zealand International, an international service to the South Pacific in both English and Pacific languages.</p>	<p>Achieved</p>



# Performance Management

OBJECTIVES	RESULT
<p><b>1</b> MAINTAIN RADIO NEW ZEALAND'S POSITION AS NEW ZEALAND'S PRE-EMINENT PUBLIC SERVICE BROADCASTER</p> <ul style="list-style-type: none"> <li>Providing services of the highest quality. <span style="float: right;">Achieved</span></li> <li>Appropriately exercising freedom of thought and expression. <span style="float: right;">Achieved</span></li> <li>Providing public service broadcasting of value to New Zealand society. <span style="float: right;">Achieved</span></li> <li>Providing services of relevance to the public. <span style="float: right;">Achieved</span></li> <li>Recruiting and retaining talented, capable staff. <span style="float: right;">Part achieved</span></li> <li>Having a known, trusted and coherent Radio New Zealand brand. <span style="float: right;">Achieved</span></li> </ul>	
<p><b>2</b> PRESERVE NEW ZEALAND'S HISTORY AND MAKE IT ACCESSIBLE</p> <ul style="list-style-type: none"> <li>Acquiring and preserving broadcasting material of historical interest. <span style="float: right;">Achieved</span></li> <li>Making recordings available to all New Zealanders on request. <span style="float: right;">Achieved</span></li> </ul>	

Our audiences are increasing and our research shows that audience satisfaction with our performance against our key Charter objectives is the highest we've ever recorded.



# 1

## OUTCOME: NEW ZEALAND HAVING A HEALTHY SENSE OF CITIZENSHIP AND ITS OWN NATIONAL IDENTITY

### IMPACT 1:

#### INFORMING NEW ZEALANDERS ABOUT NEW ZEALAND AND ITS POSITION IN THE WORLD.

##### OUTPUTS

Use of a range of distribution methods to inform New Zealanders living overseas about New Zealand and its position in the world, retaining a sense of connection.

In-depth New Zealand news and current affairs including coverage of regional and national issues by authoritative journalists.

##### ACHIEVEMENT INDICATORS

Access to Radio New Zealand services through the internet, such as live streaming, audio-on-demand and podcasting. See Outcome 4: Impact 1, relating to website availability.

Providing an international service to the South Pacific in both English and Pacific languages. See Outcome 5.

Listener perceptions of the value of the features provided on the Radio New Zealand website, derived from responses to annual surveys.

Percentage of broadcast hours on Radio New Zealand National and Concert that provide in-depth New Zealand news and current affairs including coverage of regional and national issues on:

Radio New Zealand National:  $\geq 45\%$ ; and

Radio New Zealand Concert:  $\geq 3\%$ .

Listener perceptions of the quality, breadth and depth of Radio New Zealand news coverage, derived from responses to annual surveys.

Listeners' use of the Radio New Zealand website for the latest news, derived from responses to annual surveys.

Listener perceptions that Radio New Zealand promotes and supports a sense of national identity, derived from responses to annual surveys.

Report on Radio New Zealand's coverage of significant events during the review period.

#### STATUS: ACHIEVED

Key website facts and figures:

- 9.973m visits to the Radio New Zealand website<sup>1</sup>;
- 1.266m Radio New Zealand National live streaming<sup>2</sup> requests met;
- 0.446m Radio New Zealand Concert live streaming<sup>2</sup> requests met;
- 3.269m audio-on-demand<sup>2</sup> requests met;
- 4.731m podcast files downloaded; and
- 79% of listeners think that having a Radio New Zealand website provides a valuable service.

Key programming facts and figures:

- eighteen Pacific radio stations relayed Radio New Zealand International transmissions;
- 49% of Radio New Zealand National's broadcast hours were news and current affairs programmes;
- 3% of Radio New Zealand Concert's broadcast hours were news and current affairs programmes;
- 93% of National listeners agreed Radio New Zealand provides in-depth news and current affairs;
- 86% of listeners agreed availability of programming through audio-on-demand and podcasting is important; and
- 82% of listeners agreed Radio New Zealand promotes and supports a sense of national identity.

1. Based on page impressions obtained from Nielsen Netratings.

2. Live streaming and audio-on-demand figures are based on server logs and show the number of times a single item is requested. They may be subject to variability due to known issues with server logs.

Significant news and current affairs coverage included:

- 2008 General Election – detailed day-by-day coverage, special election programmes and election debates on *Morning Report*;
- David Bain trial;
- Napier gunman siege;
- Beijing Olympics;
- the United States Elections – making New Zealand radio history with live broadcasting of *Morning Report* from Washington; and
- Australian bushfires.

## IMPACT 2:

BEING PREDOMINANTLY AND DISTINCTIVELY OF NEW ZEALAND.

OUTPUTS	ACHIEVEMENT INDICATORS
Programming that is identifiably New Zealand in origin, content or interest.	Percentage of broadcast hours on Radio New Zealand National and Concert that are identifiably New Zealand in origin, content and interest:  Radio New Zealand National: $\geq 85\%$ ; and Radio New Zealand Concert: $\geq 13\%$ .  Report on New Zealand programming of significance during the period.

### STATUS: ACHIEVED

Key programming facts and figures:

- 92% of Radio New Zealand National's broadcast hours were New Zealand in origin, content or interest; and
- 16% of Radio New Zealand Concert's broadcast hours were New Zealand in origin, content or interest.

Programming of significance included:

- *Saturday Morning with Kim Hill*;
- *Country Life*;
- *Spectrum*;
- book readings, original drama, short stories and children's stories of New Zealand origin;
- *Sounds Historical*;
- *Afternoons with Jim Mora*, coverage from heartland New Zealand;
- *Summer Report*;
- music programmes reflecting New Zealand music, e.g. *Waiata*, *New Zealand Live*, *Made in New Zealand* and *Young New Zealand*;
- New Zealand focused presentation including greetings and sign-offs in te reo Māori; and
- rural news bulletins.

## IMPACT 3:

FOSTERING CRITICAL THOUGHT AND INFORMED AND WIDE-RANGING DEBATE, THEREBY CONTRIBUTING TO GREATER TOLERANCE AND UNDERSTANDING.

OUTPUTS	ACHIEVEMENT INDICATORS
Informative, stimulating pre-recorded features and documentaries on a wide range of subjects and issues of public interest	Percentage of broadcast hours on Radio New Zealand National that foster critical thought, informed and wide-ranging debate thereby contributing to greater tolerance and understanding will be $\geq 90\%$ .  Listener perceptions that Radio New Zealand promotes informed debate as derived from responses to annual surveys.
Lectures, debates and public events including programmes commissioned by Radio New Zealand.	Radio New Zealand will schedule an appropriate mix of quality live and pre-recorded programming and will report on programming of significance during the period.

## STATUS: ACHIEVED

Key programming facts and figures:

- 96% of Radio New Zealand National's broadcast hours provoked critical thought and informed wide-ranging debate;
- 43% of Radio New Zealand National's broadcast hours were "live" current affairs and magazine format programming; and
- 90% of Radio New Zealand listeners agreed Radio New Zealand promotes informed debate.

Radio New Zealand broadcast a mix of quality live and pre-recorded programmes which included:

- *Morning Report* and *Checkpoint* playing a role in defining and reflecting matters of public interest and debate;
- extensive in-depth coverage of politics, e.g. *Focus on Politics*;
- *Nine to Noon*;
- *Upbeat*;
- *Afternoons with Jim Mora*, including *The Panel*;
- *This Way Up*;
- *The Arts on Sunday*;
- *Saturday Morning with Kim Hill*;
- *Sunday Morning with Chris Laidlaw* including *Insight*, *Mediawatch*, *Sunday Group* and *Ideas*;
- *Sunday 4 'til 8* programme profiling public events, debates and lectures;
- programming on spiritual and philosophical themes, including *Spiritual Outlook*, *Hymns on Sunday*, and church services; and
- *Earthworks* documentary series exploring the many factors which support life on this planet, ranging from the sun, the atmosphere, fresh water, the sea, and the volcanic forces shaping our geography.

## IMPACT 4:

### REFLECTING AND PROMOTING ETHNIC, CULTURAL AND ARTISTIC DIVERSITY AND EXPRESSION.

#### OUTPUTS

Programmes of special interest for broad appeal.

#### ACHIEVEMENT INDICATORS

Listener perceptions that Radio New Zealand broadcasts programmes of wide appeal while also broadcasting programmes of interest to minority audiences, derived from responses to annual surveys.  
Report on programming of significance during the period.

## STATUS: ACHIEVED

Key programming facts and figures:

- 76% of listeners agreed Radio New Zealand balances the need to broadcast programmes of wide appeal while broadcasting programmes of interest to minority audiences.

Programming of significance included:

- *The Arts on Sunday*;
- *Asian Report*;
- book readings, original drama, short stories and children's stories of New Zealand origin;
- *Sounds Historical*;
- *Global Sounds*;
- *WOMAD*;
- Radio New Zealand Concert programming including world music, *The Art of Jazz* and *New Horizons*;
- *Waatea News*, *Te Ahi Kaa*, Pacific news bulletins on *Morning Report*, *Dateline Pacific*; and
- *Storytime Treasure Chest* on the Radio New Zealand website.

**IMPACT 5:****REFLECTING NEW ZEALAND'S CULTURAL IDENTITY, INCLUDING MĀORI LANGUAGE AND CULTURE.**

OUTPUTS	ACHIEVEMENT INDICATORS
Programmes of Māori issues, stories and ideas including programmes produced by people with specialist background and knowledge.	Hours broadcast on Radio New Zealand National and Concert: Scheduled Māori Programming: ≥ 413 hours; and Scheduled Pacific Programmes: ≥ 67 hours.
Programming in te reo Māori.	Report on programming and activities of significance during the period.
Programmes reflecting the cultural and ethnic diversity of New Zealand society.	Percentage of broadcast hours on Radio New Zealand National and Concert that reflect New Zealand's cultural identity, including Māori language and culture: Radio New Zealand National: ≥ 87%; and Radio New Zealand Concert: ≥ 1%.  Listener perceptions that Radio New Zealand promotes a range of programmes which reflect New Zealand's cultural diversity, as derived from responses to annual surveys.  Listener perceptions that Radio New Zealand promotes and supports a sense of national identity, as derived from responses to annual surveys.

**STATUS: ACHIEVED**

Key programming facts and figures:

- 417 hours of Māori language and culture programming were broadcast by Radio New Zealand National and Radio New Zealand Concert;
- 126 hours of Pacific programming were broadcast by Radio New Zealand National;
- 92% of Radio New Zealand National's broadcast hours reflected New Zealand's cultural identity;
- 16% of Radio New Zealand Concert's broadcast hours reflected New Zealand's cultural identity;
- 82% of listeners agreed Radio New Zealand provides a range of programmes that reflect New Zealand's cultural diversity; and
- 82% of listeners agreed Radio New Zealand promotes and supports a sense of national identity.

Programming of significance included:

- *Māori Language Week 2009*;
- *Te Ahi Kaa*;
- *He Rourou*;
- book readings, original drama, short stories and children's stories of New Zealand origin;
- *Our Changing World*;
- *One in Five*;
- *Spectrum*;
- *Auckland Story*;
- *Asian Report*;
- *Tagata o te Moana*;
- *Dateline Pacific*;
- Radio New Zealand Concert programming including music from Māori composers and performers;
- *Waatea News*; and
- New Zealand focused presentation including greetings and sign-offs in te reo Māori.

**IMPACT 6:****STIMULATING, SUPPORTING AND REFLECTING THE DIVERSITY OF CULTURAL EXPRESSION INCLUDING DRAMA, COMEDY, LITERATURE AND THE PERFORMING ARTS.**

OUTPUTS	ACHIEVEMENT INDICATORS
Entertainment and arts programmes including New Zealand drama, comedy and fiction.	Actual scheduled hours broadcast on Radio New Zealand National of locally sourced drama, fiction and comedy: ≥190 hours.  Percentage of scheduled hours broadcast on Radio New Zealand Concert of New Zealand performed music: ≥ 13%.  Report on programming of significance during the period.

## STATUS: ACHIEVED

Key programming facts and figures:

- 300 hours of locally sourced drama, fiction and comedy were broadcast by Radio New Zealand National; and
- 16% of Radio New Zealand Concert's broadcast hours were New Zealand performed music.

Programming of significance included:

- *The Arts on Sunday*;
- *Saturday Morning with Kim Hill*;
- book readings, original drama, short stories and children's stories of New Zealand origin;
- *Sounds Historical*;
- *Upbeat*;
- coverage of New Zealand jazz, chamber music and choral festivals;
- coverage of New Zealand violin, piano, cello, chamber music, choral and opera aria competitions;
- coverage of the Auckland Arts Festival;
- *Summer Report* including New Zealand comedy; and
- extensive and authoritative book reviews.

## IMPACT 7:

### STIMULATING, SUPPORTING AND REFLECTING A WIDE RANGE OF MUSIC, INCLUDING NEW ZEALAND COMPOSITION AND PERFORMANCE.

#### OUTPUTS

New Zealand music and programmes about New Zealand music and musicians.

Recording programmes of various live studio and public New Zealand music and performance.

Broadcasting a wide range of music, including New Zealand composition and performance.

#### ACHIEVEMENT INDICATORS

New Zealand music percentages:

- Radio New Zealand National:  $\geq 28\%$  on rotate;
- Radio New Zealand Concert:  $\geq 3\%$  NZ composed; and
- Radio New Zealand Concert:  $\geq 13\%$  NZ performed.

Radio New Zealand National and Radio New Zealand Concert will broadcast a mix of music programming including both live and recorded New Zealand performance and will report on programming of significance during the period.

Percentage of broadcast hours on Radio New Zealand National and Concert that stimulate, support and reflect a wide range of music, including New Zealand composition and performance:

- Radio New Zealand National:  $\geq 11\%$ ; and
- Radio New Zealand Concert:  $\geq 92\%$ .

## STATUS: ACHIEVED

Key programming facts and figures:

- 37% of Radio New Zealand National's rotate music was of New Zealand origin;
- 4% of Radio New Zealand Concert's broadcast hours were New Zealand composed music;
- 16% of Radio New Zealand Concert's broadcast hours were New Zealand performed music;
- 11% of Radio New Zealand National's broadcast hours were wide ranging music programmes; and
- 97% of Radio New Zealand Concert's broadcast hours were wide ranging music programmes.

Programming of significance included:

- *Sound Lounge*;
- *Made in New Zealand*;
- *New Zealand Live*;
- *Sounds Historical*;
- *Music Alive*, including 260 broadcasts of concerts recorded in New Zealand;
- *Young New Zealand*, including 52 broadcasts of concerts recorded in New Zealand;
- *Saturday Concert*;
- *Upbeat*;
- *Music 101* including *Musical Chairs* and "*The Secret Life Of...*";
- *The Music Mix*;
- increased New Zealand music availability online via Radio New Zealand podcasts including monthly Podcast Classics;
- *Wayne's Music*;
- *Saturday Night with Peter Fry*;
- *Hidden Treasures*; and
- *Appointment*.

# 2&3

**OUTCOMES: NEW ZEALAND SOCIETY INFORMED, EDUCATED, ENTERTAINED AND ENLIGHTENED, AND NEW ZEALAND HAVING A STRONG INTELLECTUAL, CULTURAL AND ARTISTIC IDENTITY, EXPRESSION AND LIFE**

## IMPACT 1:

**STIMULATING, SUPPORTING AND REFLECTING A WIDE RANGE OF MUSIC, INCLUDING NEW ZEALAND COMPOSITION AND PERFORMANCE.**

OUTPUTS	ACHIEVEMENT INDICATORS
Music, and programmes about music and musicians.	Radio New Zealand National and Radio New Zealand Concert will broadcast a mix of music programming including both live and recorded New Zealand performance and will report on programming of significance during the period.
Recording and broadcast of various live studio and public musical performances.	
Broadcasting a wide range of music, including New Zealand composition and performance.	Percentage of broadcast hours on Radio New Zealand National and Concert that stimulate, support and reflect a wide range of music, including New Zealand composition and performance:  Radio New Zealand National: $\geq 11\%$ ; and Radio New Zealand Concert: $\geq 92\%$ .

### STATUS: ACHIEVED

Key programming facts and figures:

- 9% of Radio New Zealand National's broadcast hours were New Zealand produced music features;
- 97% of Radio New Zealand Concert's broadcast hours were musical programming; and
- 11% of Radio New Zealand National's broadcast hours were wide ranging music programmes.

Programming of significance included:

- *Music 101*;
- *Musical Chairs*;
- *The Secret Life Of...*;
- *Access All Areas*;
- *The Music Mix*;
- *Charlie Gillett's World of Music*;
- *Jazz Footprints*;
- *Beale Street Caravan*;
- *Wayne's Music*;
- *The Sampler*;
- *Saturday Night With Peter Fry*;
- *Waiata*;
- *Appointment*;
- *Music Alive*;
- *Pressing On*;
- *The Art of Jazz*;
- *New Horizons*;
- *Composer of the Week*;
- *Made in New Zealand*;
- New Zealand Symphony Orchestra, Auckland Philharmonia Orchestra, New Zealand String Quartet, Chamber Music New Zealand, WOMAD concerts and the Gold Guitar Awards;
- *Sounds Historical*;
- *New Zealand Live*;
- *Hidden Treasures*;
- *Upbeat*; and
- *Nine to Noon* including Marty Duda and Manu Taylor.

**IMPACT 2:**

CONTRIBUTING TOWARDS INTELLECTUAL AND SPIRITUAL DEVELOPMENT, AND FOSTERING CRITICAL THOUGHT, INFORMED AND WIDE-RANGING DEBATE, AND PROVIDING CHALLENGING, INNOVATIVE AND ENGAGING PROGRAMMING.

**OUTPUTS**

Informative, stimulating features and documentaries on a wide range of subjects and issues of public interest.

Lectures, debates and public events including programmes commissioned by Radio New Zealand.

**ACHIEVEMENT INDICATORS**

Radio New Zealand will schedule an appropriate mix of quality live and pre-recorded programming and will report on programming of significance during the period.

**STATUS: ACHIEVED**

Key programming facts and figures:

- 43% of Radio New Zealand National's broadcast hours were live current affairs and magazine programming;
- 96% of Radio New Zealand National's programming fostered critical thought and informed and wide-ranging debate; and
- 98% of Radio New Zealand National's programming was challenging, innovative and engaging.

Programming of significance included:

- *Sunday Morning with Chris Laidlaw* including *Insight*, *Mediawatch*, *Sunday Group* and *Ideas*;
- *Saturday Morning with Kim Hill*;
- programming on spiritual and philosophical themes, including *Spiritual Outlook*, *Hymns on Sunday* and church services;
- *Our Changing World*;
- *Sunday 4 'til 8* programme profiling public events, debates and lectures including the Waitangi Rua Rau Tau Lecture, the Te Papa Debates, the University of Canterbury's Macmillan Brown lectures and coverage of the Auckland Writers and Readers Festival;
- *Focus on Politics*;
- *Morning Report*;
- *Nine to Noon* with Kathryn Ryan; and
- *Checkpoint*.

**IMPACT 3:**

PROVIDING RELIABLE, INDEPENDENT AND FREELY ACCESSIBLE NEWS AND INFORMATION, AND AWARENESS OF THE WORLD AND OF NEW ZEALAND'S PLACE IN IT.

**OUTPUTS**

Comprehensive, independent, accurate, impartial and balanced regional, national and international news and current affairs.

**ACHIEVEMENT INDICATORS**

Percentage of broadcast hours on Radio New Zealand National and Concert that are comprehensive, independent, accurate, impartial and balanced regional, national and international news and current affairs:

Radio New Zealand National:  $\geq 45\%$ ; and

Radio New Zealand Concert:  $\geq 3\%$ .

Percentage of listeners who use Radio New Zealand website for the latest news, as derived from responses to annual surveys.

Report on coverage of significant events during the period.

**STATUS: ACHIEVED**

Key programming facts and figures:

- 49% of Radio New Zealand National programming was comprehensive, independent, accurate, impartial and balanced regional, national and international news and current affairs;
- 3% of Radio New Zealand Concert programming was comprehensive, independent, accurate, impartial and balanced regional, national and international news and current affairs; and
- 86% of listeners agreed availability of programming through audio-on-demand and podcasting is important.

Coverage of significant news and current affairs events included:

- 2008 General Election – detailed day-by-day coverage, special election programmes and election debates on *Morning Report*;
- political party funding – including the long-running debate of New Zealand First's funding;
- impact of international financial crisis on New Zealand;



- Waitangi Day celebrations and live news broadcasts from the treaty grounds;
- Swine Flu outbreak;
- Employment Summit live broadcast on *Morning Report*;
- Auckland Supercity;
- David Bain trial;
- Napier gunman siege; and
- National Government's first budget with an hour-long news special programme.

Radio New Zealand deployed news staff to cover the following international stories and events:

- Beijing Olympics;
- the United States Elections – making New Zealand radio history with live broadcasting of *Morning Report* from Washington;
- coronation of the Tongan King;
- the international financial crisis and banking collapse;
- Australian bushfires;
- Fiji floods; and
- Thai anti-government protests at the East Asia summit which prevented the Prime Minister, John Key, from reaching the meeting.

#### IMPACT 4:

STIMULATING, SUPPORTING AND REFLECTING THE DIVERSITY OF CULTURAL EXPRESSION INCLUDING DRAMA, COMEDY, LITERATURE AND THE PERFORMING ARTS.

OUTPUTS	ACHIEVEMENT INDICATORS
Live programmes and pre-recorded documentaries and features that address cultural and artistic endeavours.	Actual hours broadcast on Radio New Zealand National of: Scheduled drama, fiction and comedy: $\geq 190$ hours.
Entertainment and arts programmes including drama, comedy and fiction.	Percentage of broadcast hours on Radio New Zealand Concert that are performing arts: Scheduled performing arts: $\geq 92\%$ .
Performances of art, drama, comedy, non-fiction and fiction including works commissioned by Radio New Zealand.	Listener perceptions that Radio New Zealand supports New Zealand performing arts and artists, as derived from responses to annual surveys. Report on programming of significance during the period.

#### STATUS: ACHIEVED

Key programming facts and figures:

- 378 hours of drama, fiction and comedy were broadcast by Radio New Zealand National;
- 79% of Radio New Zealand National's drama programmes were of New Zealand origin;
- 97% of Radio New Zealand Concert's programming stimulated, supported and reflected the diversity of cultural expression through performing arts; and
- 80% of listeners agreed Radio New Zealand provides programming that supports New Zealand music and other performing arts and artists.

Programming of significance included:

- *New Horizons*;
- *Appointment*;
- *The Poet*;
- *Upbeat*;
- *Landscapes*;
- *Access All Areas*;
- *Sounds Historical*;
- *One in Five*;
- *The Arts on Sunday*;
- book readings, original drama, short stories and children's stories of New Zealand origin; and
- *Summer Report* including New Zealand comedy.

# 4

## OUTCOME: NEW ZEALANDERS HAVING UNIVERSAL ACCESS TO PUBLIC SERVICE BROADCASTING

### IMPACT 1:

#### TAKING ADVANTAGE OF THE MOST EFFECTIVE MEANS OF DELIVERY.

Transmission coverage is measured in terms of the percentage of the total New Zealand population able to receive the network signal.

OUTPUTS	ACHIEVEMENT INDICATORS
Coverage of the current FM transmission networks.	Radio New Zealand National: $\geq 90\%$ coverage. Radio New Zealand Concert: $\geq 92\%$ coverage.
Coverage of the current AM transmission network.	Radio New Zealand National: $\geq 96\%$ coverage.
Coverage of Radio New Zealand networks via digital satellite.	Radio New Zealand National: 100% digital satellite coverage. Radio New Zealand Concert: 100% digital satellite coverage.
Coverage of Radio New Zealand networks via Freeview.	Radio New Zealand National and Concert: 100% Freeview satellite coverage. Radio New Zealand National and Concert: $\geq 75\%$ Freeview terrestrial coverage.
Website services including audio-on-demand, live streaming and podcasting.	Achieved if site availability time, other than outage for programmed maintenance, is $\geq 99\%$ .
Maintenance of AM/FM transmission services.	Achieved if transmission time, other than time lost for programmed maintenance, is: Radio New Zealand National: $\geq 99.9\%$ ; and Radio New Zealand Concert: $\geq 99.9\%$ .
Providing Radio New Zealand International, an international service, to the South Pacific.	See Outcome 5.

#### STATUS: ACHIEVED

Key transmission and coverage facts and figures:

- 90% FM coverage of Radio New Zealand National;
- 92% FM coverage of Radio New Zealand Concert;
- 96% AM coverage of Radio New Zealand National;
- 100% digital satellite coverage of Radio New Zealand National and Radio New Zealand Concert;
- 100% Freeview satellite coverage of Radio New Zealand National and Radio New Zealand Concert;
- 75% Freeview terrestrial coverage of Radio New Zealand National and Radio New Zealand Concert;
- 99.91% website availability;
- 99.96% Radio New Zealand National AM/FM transmission availability;
- 99.98% Radio New Zealand Concert FM transmission availability; and
- 99.19% Radio New Zealand International transmission availability.

**IMPACT 2:****BALANCING PROGRAMMES OF SPECIAL INTEREST WITH THOSE OF WIDE APPEAL, RECOGNISING THE INTERESTS OF ALL AGE GROUPS.**

OUTPUTS	ACHIEVEMENT INDICATORS
Programmes of special interest for broad appeal.	Listener perceptions that Radio New Zealand broadcasts programmes of wide appeal while also broadcasting programmes of interest to minority audiences, derived from responses to annual surveys.  Report on programming of significance during the period.
A diverse schedule providing a wide range of programmes of interest to New Zealanders.	Listener perceptions that Radio New Zealand provides a wide range of programmes of interest to New Zealanders.  Report on the range and diversity of programming.

**STATUS: ACHIEVED**

Key research facts and figures:

- 86% of listeners agreed Radio New Zealand broadcasts programmes of interest to a wide cross-section of New Zealanders; and
- 76% of listeners agreed Radio New Zealand balances the need to broadcast programmes of wide appeal while also broadcasting programmes of interest to minority audiences.

Programming of diversity and significance included:

- *This Way Up*;
- *Afternoons with Jim Mora* including *Reeling in the Years* and *Tune Your Engine*;
- *Ideas*;
- *Our Changing World*;
- *Spectrum*;
- *Country Life*;
- *One in Five*;
- Jazz programmes including *The Art of Jazz*;
- *Global Sounds*;
- *New Horizons*;
- *Saturday Night with Peter Fry*;
- *Vintage Years*;
- *Sounds Historical*;
- *Young New Zealand*, including 52 broadcasts of young musicians recorded around the country;
- *Insight and Focus on Politics*;
- *Storytime*; and
- *Music 101*.

**IMPACT 3:****ENSURING DIVERSITY IN PARTICIPATION, SUBJECT MATTER, AND LISTENERSHIP.**

OUTPUTS	ACHIEVEMENT INDICATORS
Geographic, social and cultural diversity of programme content and participants.	Report on programming of significance during the period.  Provide opportunity for a range of methods for New Zealander's participation.

**STATUS: ACHIEVED**

Radio New Zealand National's programming schedule allowed diverse audience participation, content and listenership. The programming schedule included:

- News – Regular hourly and at peak times twice hourly bulletins, *Morning Report*, *Checkpoint*, *Mediawatch*, *Worldwatch*, *Focus on Politics*, *Rural News*, *Sports News*, *Waatea News* and *Tagata o te Moana*;
- Culture – *Asian Report*, *Country Life*, *He Rourou*, *Storytime*, *Sunday Drama*, *Sounds Historical*, and *Global Sounds*;
- Debate – *The Panel*, *Saturday Morning*, *Sunday Group*, *Afternoons*, *Ideas*, and *Insight*;
- Special interest – *One in Five*, *Spectrum*, *Spiritual Outlook*, *Our Changing World*, *Brainstorm* and *Sunday 4 'til 8*; and
- Music – *The Art of Jazz*, *Hymns on Sunday*, *Waiata*, *Music Alive* and *Music 101*.

Programming of significance included:

- *Afternoons with Jim Mora* featured programme content from heartland New Zealand – including an *In Touch With NZ* regional broadcast from Wingatui
- *Upbeat* broadcast from Auckland and Dunedin;
- *Spectrum* (52 regional programmes);
- *Country Life* (144 regional segments); and
- book readings, original drama, short stories and children’s stories of New Zealand origin.

**IMPACT 4:**

**PROVIDING A STRONG REGIONAL PRESENCE AND COVERAGE.**

OUTPUTS	ACHIEVEMENT INDICATORS
A network of regional representation and correspondents.	<p>For 2008–2009 maintain our Auckland and Christchurch district offices and single correspondent regional offices in Whangarei, Hamilton, Tauranga, New Plymouth, Napier, Palmerston North, Nelson, Dunedin and Queenstown.</p> <p>For 2009–2010 maintain all existing offices and open new single correspondent regional offices in Gisborne, Rotorua, Greymouth and Invercargill.</p> <p>For 2010–2011 maintain all existing offices and open new single correspondent regional offices at Taupo, Blenheim and Timaru.</p>
Diverse geographic programme content and participation.	<p>Regular broadcasting from regional locations.</p> <p>Report on programming of significance during the period.</p>

**STATUS: ACHIEVED**

Radio New Zealand operated twelve district and regional news offices in:

- Whangarei;
- Hamilton;
- Tauranga;
- Napier;
- New Plymouth;
- Palmerston North;
- Nelson;
- Dunedin;
- Queenstown;
- Christchurch;
- Auckland; and
- Wellington.

Radio New Zealand broadcast daily news bulletins, every hour and twice hourly during peak listening times. Our news programming included:

- *Morning Report*;
- *Midday Report*;
- *Checkpoint*;
- business news;
- *Focus on Politics*;
- *Insight*;
- Māori news;
- Pacific news;
- rural and agricultural news; and
- sports news.

Programming recorded or broadcast from regional locations included:

- *The Arts on Sunday* broadcast and recording programmes from Auckland, Dunedin, Christchurch, Hamilton and Wanaka;
- *Afternoons with Jim Mora* produced over 160 heartland New Zealand stories ranging from developing news, current affairs, music, sports, food, cultural and regional issues;
- *Spectrum* (52 regional programmes);
- *Upbeat* broadcast from Dunedin and Auckland;
- *Music Alive*: concerts broadcast live from Auckland and Wellington, and recorded in Kerikeri, Hamilton, Gisborne, New Plymouth, Wanganui, Upper Hutt, Nelson, Christchurch and Queenstown;
- *Country Life* (144 regional segments);
- live news bulletins from regional locations;
- *Our Changing World*; and
- *Mediawatch*.

## IMPACT 5:

### TAKING ACCOUNT OF SERVICES PROVIDED BY OTHER BROADCASTERS.

OUTPUTS	ACHIEVEMENT INDICATORS
Programmes for New Zealanders whose interests are not served by other broadcasters.	Radio New Zealand will deliver programming that is demonstrably different from other broadcasters.
Programmes which offer New Zealanders an alternative to other broadcasters.	Report on programming of significance during the period. Listener perceptions that Radio New Zealand broadcasts programmes not generally found on other radio stations, as derived from responses to annual surveys.

#### STATUS: ACHIEVED

Key programming facts and figures:

- programmes covered New Zealand's diverse cultures;
- programmes were broadcast to a wide audience;
- programmes of special interest were broadcast;
- uninterrupted and commercial-free broadcasts;
- high editorial principles and a strong tradition of editorial independence;
- news bulletins provided hourly and twice hourly 365 days of the year;
- unique programming including programmes such as *Focus on Politics*;
- a comprehensive broadcasting service;
- Radio New Zealand Concert's music format offered classical music, jazz and ethnic world music; and
- 86% of listeners agreed that Radio New Zealand broadcasts programmes not generally found on other radio stations.

Programming of significance included:

- Wellington International and Tauranga Jazz Festivals;
- Auckland and Nelson Chamber Music Festivals;
- Chamber Music New Zealand Schools' Chamber Music Contest;
- *Lexus Song Quest*;
- Auckland International Piano Festival;
- Auckland Philharmonia's *Splendour of Beethoven* series and *Opera in Concert*;
- *The Big Sing Choral Festival*;
- Gisborne Music Competition;
- Kerikeri Piano Competition;
- Adam Cello Competition;
- Michael Hill International Violin Competition;
- *Made in New Zealand* concert with the New Zealand Symphony Orchestra;
- Auckland Piano Festival;
- Auckland, Wellington and New Zealand National Youth Orchestras;
- New Zealand National Youth Choir;
- New Zealand National Youth Jazz Orchestra;
- *The Arts on Sunday*; and
- *One in Five*.

# 5

**OUTCOME: ACCESS FOR PACIFIC PEOPLES TO A TRUSTED SOURCE OF INFORMATION FOR, AND ABOUT, THE REGION**

## IMPACT 1:

**PROVIDING RADIO NEW ZEALAND INTERNATIONAL, AN INTERNATIONAL SERVICE TO THE SOUTH PACIFIC IN BOTH ENGLISH AND PACIFIC LANGUAGES.**

OUTPUTS	ACHIEVEMENT INDICATORS
Range of programmes including Pacific news.	<p>Radio New Zealand International will broadcast primarily original programming to the Pacific and also re-broadcast selected programming from Radio New Zealand National.</p> <p>Achieved if Radio New Zealand International is widely re-broadcast in the Pacific throughout the year.</p> <p>Report on programming of significance during the period.</p>
Transmission of Radio New Zealand International to the South Pacific.	<p>Range of original programming to the Pacific, including Pacific content that is re-broadcast by Pacific radio stations, and selected programming from Radio New Zealand National.</p> <p>Quality of reception coverage across the Pacific to primary, secondary and general audiences.</p>
Maintenance of transmission services.	Achieved if transmission time, other than time lost for programmed maintenance, is $\geq 99\%$ .

### STATUS: ACHIEVED

Key programming facts and figures:

- eighteen Pacific radio stations relayed Radio New Zealand International's transmission;
- transmission coverage achieved across the Pacific and Asia (details on page 69 in the Statement of Service Performance); and
- 99.19% availability of Radio New Zealand International transmission.

Key original programming included:

- *Dateline Pacific*;
- *Tagata o te Moana*;
- *Trade Winds*;
- *Pacific Correspondent*;
- Pacific, world, New Zealand, sports and business news bulletins; and
- Pacific current affairs, information and music.

Key re-broadcast programmes included:

- *Checkpoint*;
- *Midday Report*;
- *Late Edition*;
- parts of *Morning Report*;
- *Insight*;
- Māori programming; and
- Radio New Zealand news bulletins.

News staff were deployed to cover the following significant Pacific events:

- Fiji's political and constitutional crisis;
- Pacific Arts Festival in American Samoa;
- Pacific Forum meeting in Niue;
- Pacific Forum economic ministers meeting in Vanuatu;
- Pacific Forum leaders meeting in Papua New Guinea; and
- Western and Central Pacific Fisheries Conference in South Korea.

Other programme highlights included coverage of:

- Fiji's economic crisis and devaluation of the dollar;
- expulsion of Fiji from the Pacific Forum;
- elections in Vanuatu, American Samoa and Bougainville;
- Tonga's political reforms;
- anti-Asian rioting in Papua New Guinea;
- Dengue fever outbreaks across the Pacific; and
- French compensation for nuclear test veterans.

# 1

## OBJECTIVE: MAINTAIN RADIO NEW ZEALAND'S POSITION AS NEW ZEALAND'S TRUSTED AND PRE-EMINENT PUBLIC SERVICE BROADCASTER

### IMPACT 1:

#### PROVIDING SERVICES OF THE HIGHEST QUALITY.

OUTPUTS	ACHIEVEMENT INDICATORS
Programmes which are authoritative, informative and challenging.	Percentage of total programming broadcast on Radio New Zealand National that is challenging, innovative and engaging will be $\geq 92\%$ .
Programmes which achieve the highest technical, craft and broadcasting standards.	Report on significant achievements, external awards and peer recognition during the period.
Technology upgrades.	Report on significant technological developments and initiatives undertaken during the period.
Ongoing qualitative performance and content reviews within programmes and departments.	An ongoing internal assessment of programming against the relevance and quality requirements of the Radio New Zealand Charter.  Listener perceptions of the "quality" of Radio New Zealand programming derived from responses to annual surveys.
Ongoing monitoring and updating of Editorial Policy.	Listener perceptions of the fairness and balance of information in Radio New Zealand programming derived from responses to annual surveys.
Charter review.	The next review is expected to be initiated in 2013.

#### STATUS: ACHIEVED

Key programming facts and figures:

- 98% of Radio New Zealand National's programme hours were challenging, innovative and engaging;
- 87% of Radio New Zealand National listeners are satisfied with Radio New Zealand National programming;
- 82% of Radio New Zealand Concert listeners are satisfied with Radio New Zealand Concert programming;
- 90% of listeners agreed Radio New Zealand provides fair and balanced information;
- programming was continually monitored and adjusted to meet our Charter requirements; and
- the Radio New Zealand revised Charter received its first reading on 24 June 2009 with a planned enactment during the 2009–2010 year.

Significant awards and recognition included:

- Radio New Zealand won the following thirteen categories at the 2009 New Zealand Radio Awards:
  - Metropolitan Station of the Year: Radio New Zealand National
  - Best Radio Website: Radio New Zealand (radionz.co.nz)
  - Special Recognition Award: Jack Perkins
  - Best Coverage of a News Story: 2008 US Election
  - Best Newsreader: Nicola Wright
  - Individual Radio Journalist of the Year: Katy Gosset
  - Best Documentary or Feature Programme: Sir Edmund Hillary – A Tribute
  - Best Daily or Weekly Series (under one hour): *Insight*
  - Best Daily or Weekly Series (one hour or more): *Morning Report*
  - Best Dramatic Production: *The Raft*
  - Best Music Feature: *North and South*
  - Best Recorded Live Music Event: *Exploring Antarctica*
  - Best Technical Production, Studio or Outside Broadcast Recording: *Salmonella Dub/New Zealand Symphony Orchestra Live at Aotea Centre*
- Finalist for the Association of International Broadcasters (AIB) Awards, Best Coverage of a Single News Event: The Death of Sir Edmund Hillary; and
- Radio New Zealand website won the 2008 award for Open Source Use in Government.



Significant technology upgrades included:

- enhancements to portable news gathering technology; and
- continuation of the transmitter replacement programme, with the addition of Radio Data System (RDS) enhancements on selected Radio New Zealand Concert transmitters.

## IMPACT 2:

### APPROPRIATELY EXERCISING FREEDOM OF THOUGHT AND EXPRESSION.

OUTPUTS	ACHIEVEMENT INDICATORS
Retention of editorial independence.	Radio New Zealand and its stakeholders will adhere to the requirements of section 13 of the Radio New Zealand Act 1995. Adherence to Radio New Zealand's commercial-free status. Public trust and confidence in Radio New Zealand's independence, derived from responses to annual surveys.
Compliance with legislated standards under the Radio Code of Broadcasting Practice and the Broadcasting Act 1989.	Radio New Zealand will report annually on any formal complaints which were upheld.
Adherence to the Radio New Zealand's editorial policy manual.	Radio New Zealand will maintain a robust internal system of compliance with its own internal policies and procedures.

#### STATUS: ACHIEVED

Key programming facts and figures:

- no stakeholder direction on editorial matters received or taken;
- no advertisements broadcast or commercial interests reflected in programming;
- 66% of New Zealanders agreed Radio New Zealand provides fair and balanced information;
- 90% of listeners agreed Radio New Zealand provides fair and balanced information;
- one complaint, received in the 2007–2008 year, was upheld by the Broadcasting Standards Authority;
- continued review and deployment of editorial policies;
- public access to the policies available on our website; and
- substantial compliance with editorial policies.

## IMPACT 3:

### PROVIDING PUBLIC SERVICE BROADCASTING OF VALUE TO NEW ZEALAND SOCIETY.

OUTPUTS	ACHIEVEMENT INDICATORS
Charter-compliant provision of all Radio New Zealand services.	Public perceptions of the value of Radio New Zealand's public service broadcasting role as derived from responses to annual surveys.
Contributing to the development of an informed society.	Listener perceptions that Radio New Zealand contributes to the development of an informed society, as derived from responses to annual surveys.

#### STATUS: ACHIEVED

Key research facts and figures:

- 84% of New Zealanders agreed it is important for New Zealand to have a public service radio broadcaster;
- 75% of New Zealanders agreed Radio New Zealand provides a valuable service for New Zealanders; and
- 93% of listeners agreed Radio New Zealand contributes to the development of an informed society.

**IMPACT 4:****PROVIDING SERVICES OF RELEVANCE TO THE PUBLIC.****OUTPUTS**

Radio New Zealand will undertake research of radio listening to monitor audience trends.

**ACHIEVEMENT INDICATORS**

As Radio New Zealand has embraced a multiplicity of delivery platforms including both live and on-demand services it is no longer possible to fully report on audience based on snap-shot radio surveys. Radio New Zealand will report annually on significant audience trends across its various platforms.

**STATUS: ACHIEVED**

Radio New Zealand undertook several audience surveys during 2008–2009 including:

**The 2008–2009 All New Zealand Radio Survey**

Conducted by The Nielsen Company, the All New Zealand Radio Survey is fully representative, nationwide, and conducted among all people aged 15+. It is designed to monitor audience listening trends and has survey diaries in the field continuously for 40 weeks of the year.

Continuous surveying is a move away from the traditional six to eight week ‘snapshot’ survey undertaken by Radio New Zealand prior to 2007–2008. Over the 40 week surveying period the sample size for 2008–2009 was over 4,000 respondents.

**The 2008–2009 Radio New Zealand Listener Survey**

The Radio New Zealand Listener Survey is undertaken by The Nielsen Company as an extension of the All New Zealand Radio Survey and is conducted among listeners to Radio New Zealand National and Radio New Zealand Concert. Respondents are asked about their listening and how well they think Radio New Zealand performs against Charter criteria. The sample size exceeded 550 listeners.

**2008–2009 Radio New Zealand Value Indices Research**

The Value Indices Research undertaken by The Nielsen Company is a fully representative nationwide survey among all New Zealanders (both listeners and non-listeners) aged 15+, designed to measure the perceived importance and value of Radio New Zealand services to all New Zealanders. In each telephone survey conducted among the general public, 1,000 were interviewed. The 2008–2009 surveys were carried out in September 2008 and March 2009.

A summary of the audience research results is presented on page 5 of this Annual Report.

While live streaming through the website is captured in the normal 40 week surveys, time-shifted listening such as audio-on-demand or podcasting is not. Time-shifted<sup>1</sup> listening represents additional listening, above and beyond live audience figures and this is monitored through website usage data. A summary of these results is recorded against achievements for Outcome 1: Impact 1, on page 8 of this report.

1. Live streams and audio on demand figures are based on server logs and show the number of times a single item is requested. They may be subject to variability due to known issues with server logs.

**IMPACT 5:****RECRUITING AND RETAINING TALENTED, CAPABLE STAFF.**

OUTPUTS	ACHIEVEMENT INDICATORS
<p>Initiatives to build and maintain Radio New Zealand's workforce capability to support achievement of its business plans and strategic objectives.</p>	<p>Collection, analysis and reporting of workforce information to the business.</p> <p>An improvement in currently unacceptable staff turnover rates and retention of experienced staff in key areas. Turnover will be reported annually.</p> <p>Improvements to HR systems, based upon analysis of business information, and recognised "Good Business Practice" will be implemented to manage capability risk and decrease turnover.</p> <p>An equitable and transparent remuneration system will be implemented and Radio New Zealand will report annually on its remuneration levels in relation to the market and within the organisation across gender and ethnicity.</p> <p>Radio New Zealand will implement a learning and development framework and report annually on staff participation in learning and development opportunities.</p> <p>Flexibility in work design will be measured and reported by level of staff participation in multi-skilling job opportunities.</p> <p>Radio New Zealand will ensure a healthy and safe working environment and ACC Workplace Safety Management Practices audit standards will be met to at least primary level.</p>
<p>Radio New Zealand's HR systems, policies and processes are aligned with "Good Employer" practice (as defined in the Crown Entities Act 2004 [s 118]).</p>	<p>Radio New Zealand will review its HR systems in 2008–2009 and conduct an external audit reporting on alignment of policies and processes with Good Employer principles.</p> <p>Radio New Zealand will monitor and report annually on its EEO Plan.</p>

**STATUS: PART ACHIEVED**

Key recruitment and retention facts and figures:

- Radio New Zealand's annual staff turnover reduced from 11.3% in 2008 to 8.1% in 2009;
- job role evaluations completed to support a transparent remuneration system;
- the 2007 KPMG Baseline Funding Review identified our remuneration lagged behind public sector medians and funding allowed for an average salaries increase of 6% from 1 July 2008;
- achievements against Equal Employment Opportunities Reporting and Good Employer practices are given on page 28 of this report;
- work is underway to implement the ACC Workplace Safety Management Practices audit standards; and
- the review of the Human Resources systems is now scheduled for completion in the 2009–2010 year.

**IMPACT 6:****HAVING A KNOWN, TRUSTED AND COHERENT RADIO NEW ZEALAND BRAND**

OUTPUTS	ACHIEVEMENT INDICATORS
Public recognition of the public service broadcasting role performed by Radio New Zealand.	Public perceptions of the value of Radio New Zealand's public service broadcasting role as derived from responses to annual surveys.
Branding work to strengthen the alignment between Radio New Zealand brands and public service broadcasting values.	Qualitative research of listeners and non-listeners to determine brand awareness and brand response.

**STATUS: ACHIEVED**

Key research facts and figures:

- 84% of New Zealanders agreed it is important for New Zealand to have a public service radio broadcaster;
- 75% of New Zealanders believed Radio New Zealand provides a valuable service for New Zealanders;
- 69% of New Zealanders were aware Radio New Zealand is New Zealand's public service radio broadcaster;
- 71% of New Zealanders had heard of Radio New Zealand National;
- 57% of New Zealanders had heard of Radio New Zealand Concert; and
- 24% of New Zealanders had not heard of either Radio New Zealand National or Radio New Zealand Concert.

# 2

## OBJECTIVE: PRESERVE NEW ZEALAND'S HISTORY AND MAKE IT ACCESSIBLE

### IMPACT 1:

#### ACQUIRING AND PRESERVING BROADCASTING MATERIAL OF HISTORICAL INTEREST.

OUTPUTS	ACHIEVEMENT INDICATORS
Material acquired.	Target of material acquired is $\geq$ 1235 hours.
Material preserved.	Target of material preserved is $\geq$ 1805 hours.

#### STATUS: ACHIEVED

Key acquisition and preservation figures:

- 1767 hours of material acquired by Sound Archives Ngā Taonga Kōrero; and
- 1889 hours of material preserved by Sound Archives Ngā Taonga Kōrero.

### IMPACT 2:

#### MAKING RECORDINGS AVAILABLE TO ALL NEW ZEALANDERS ON REQUEST.

OUTPUTS	ACHIEVEMENT INDICATORS
Material available, accessible and provided.	Public access to the archives.

#### STATUS: ACHIEVED

Key accessibility facts:

- material was accessed by a range of people and organisations, including members of the public, students and researchers, libraries and museums, and broadcasters and programme producers;
- audio was made available and accessed on-site at Auckland and Christchurch; and
- the bulk of the material was distributed, by request, via CD for listening.

# Good Employer and Equal Employment Opportunities Reporting:

RADIO NEW ZEALAND'S EQUAL EMPLOYMENT OPPORTUNITIES SUPPORT THE SEVEN ELEMENTS OF GOOD EMPLOYER REPORTING:

ELEMENT	RADIO NEW ZEALAND ACTIVITY
<b>1</b> LEADERSHIP, ACCOUNTABILITY AND CULTURE	Ongoing development of a learning and development framework which supports and promotes the involvement of all employees. It acknowledges cultural and ethnic diversity while supporting business needs.
<b>2</b> RECRUITMENT, SELECTION AND INDUCTION	Ongoing collection of information relating to EEO. Focus during the year has been on identifying potential system improvements to data capture and analysis.  Analysis of recruitment and selection processes to identify EEO and diversity trends.
<b>3</b> EMPLOYEE DEVELOPMENT, PROMOTION AND EXIT	Continued use of traineeships where possible to strengthen ethnic diversity.  Internal rotation and career development opportunities identified, advertised and filled internally.  Exit surveys routinely distributed, personal interviews held on request.
<b>4</b> FLEXIBILITY AND WORK DESIGN	Increase in level of staff participation in multi-skilled job opportunities.  Continue to evaluate all requests for flexible working conditions on a case-by-case basis.  EEO and diversity competencies included in performance assessments and have been progressively added to job descriptions.
<b>5</b> REMUNERATION, RECOGNITION AND CONDITIONS	Ongoing development of a fair and transparent remuneration system, which better aligns with level of remuneration and benefits applying elsewhere in the industry, subject to baseline funding.
<b>6</b> HARASSMENT AND BULLYING PREVENTION	Continued promotion of the Dignity at Work policy to all staff through posters, newsletters and induction training.  Continued promotion of a confidential external Employee Assistance Programme.
<b>7</b> SAFE AND HEALTHY ENVIRONMENT	Providing access to Health and Safety professional services in the workplace.  Early identification and immediacy of action of OSH issues.

## RADIO NEW ZEALAND WORKFORCE PROFILE AS AT 30 JUNE 2009

STAFF NUMBERS	
Headcount	301
FTE	266.9

LENGTH OF SERVICE	
Under 3 years	31%
3 to 10 years	35%
Over 10 years	34%

AGE PROFILE	
Under 30 years	13%
30–40 years	25%
40–50 years	29%
Over 50 years	33%

GENDER	
Female	47.5%
Male	52.5%

ETHNICITY (OF THOSE REPORTED)	
Māori	5%
NZ European/ Pakeha	80%
Pacific	3%
Asian	2%
Other	10%

# Financial Performance

FOR THE YEAR ENDED 30 JUNE 2009

---

STATEMENT OF CORPORATE GOVERNANCE .....	30
STATEMENT OF RESPONSIBILITY .....	31
AUDIT REPORT .....	32
STATEMENT SPECIFYING FINANCIAL PERFORMANCE .....	34
INCOME STATEMENT .....	35
STATEMENT OF CHANGES IN EQUITY .....	35
BALANCE SHEET .....	36
CASH FLOW STATEMENT .....	37
NOTES TO THE FINANCIAL STATEMENTS .....	38
1 STATEMENT OF ACCOUNTING POLICIES .....	38
2 REVENUE FROM CROWN .....	42
3 OTHER REVENUE .....	43
4 PERSONNEL COSTS .....	43
5 OTHER EXPENDITURE .....	43
6 TAXATION .....	44
7 CASH AND CASH EQUIVALENTS .....	45
8 DEBTORS .....	45
9 INTANGIBLE ASSETS .....	46
10 PROPERTY, PLANT AND EQUIPMENT .....	47
11 CREDITORS AND OTHER PAYABLES .....	49
12 EMPLOYEE ENTITLEMENTS .....	49
13 BANK LOAN .....	49
14 PROVISIONS .....	50
15 REDEEMABLE PREFERENCE SHARES .....	50
16 EQUITY .....	51
17 RECONCILIATION OF NET SURPLUS TO NET CASH FROM OPERATIONS .....	52
18 COMMITMENTS .....	53
19 CONTINGENT LIABILITIES .....	53
20 CONTINGENT ASSETS .....	53
21 RELATED PARTY TRANSACTIONS, KEY MANAGEMENT PERSONNEL AND EMPLOYEE REMUNERATION .....	54
22 BOARD MEMBER REMUNERATION AND INTERESTS .....	55
23 FINANCIAL INSTRUMENTS .....	57
24 EVENTS AFTER THE BALANCE SHEET DATE .....	57
25 EXPLANATION OF SIGNIFICANT VARIANCES AGAINST BUDGET .....	58

# Statement of Corporate Governance

## ROLE OF THE BOARD

Radio New Zealand's Shareholding Ministers, the Minister Responsible for Radio New Zealand and the Minister of Finance, appoint a governing board of directors. The Radio New Zealand constitution sets the size of the Board at a minimum of two and a maximum of nine directors. There were six directors appointed as at 30 June 2009.

The Board is responsible under the company's constitution to manage, direct and supervise the company's business and affairs in accordance with the Radio New Zealand Charter set out in Section 7 of The Radio New Zealand Act 1995 (dealing with programming) and the Principles of Operation of the company as provided for in Section 8. In practice, day-to-day management of the company is delegated to the Chief Executive/Editor-in-Chief.

The Board, on the advice of the Executive, establishes the company's strategic, business and programming plans, ratifies annual budgets and monitors management's performance against established goals. The Board also considers and approves new policies and business initiatives, authorises transactions outside prescribed delegated authorities of management and appoints the Chief Executive/Editor-in-Chief. Procedures are in place at Board, corporate and business unit levels to safeguard the company's assets and its wider commercial interests. A well-established regime of regular reporting is designed to maintain a high standard of internal communication and to ensure the Board remains appropriately informed of all aspects of the company's business and activities.

Board fees are set by the Shareholding Ministers each year.

## BOARD CHANGES

During the year two directors completed their terms – Alan Dick retired on 31 July 2008 and Judy Finn retired on 30 April 2009. Two new directors were appointed during the year – Yvonne Sharp and the Rt Hon. Paul East both on 1 August 2008.

## SUBSIDIARY

A fully owned subsidiary company, Sound Archives Ngā Taonga Kōrero Limited, was incorporated in August 1998. The subsidiary's directors are the Radio New Zealand Chief Executive (Peter Cavanagh) and a Board member, Ms Christine Grice. The subsidiary receives funding from NZ On Air and purchases services from Radio New Zealand to run the archives.

## BOARD COMMITTEES

The Board has formally constituted an Audit Committee to focus on audit and risk management issues. All members of the Board are on this committee. This committee met on four occasions during the year. The Board has also established a Remuneration Committee to advise on remuneration, performance and other employment related issues for the Chief Executive and senior staff. Three Board members served on this committee and it met on three occasions during the year.

## BOARD MEETINGS

The Board met on 10 scheduled occasions this year and convenes for special meetings as required.

TABLE OF ATTENDANCE FOR THE YEAR ENDED 30 JUNE 2009	BOARD MEETINGS	AUDIT COMMITTEE	REMUNERATION COMMITTEE
Christine Grice – Chair	10	4	3
Alison Timms – Deputy Chair	8	3	3
Steve Murray	4	3	1
Sifa Taumoepeau	10	4	–
Yvonne Sharp	9	4	–
Rt Hon. Paul East	7	3	–
Judy Finn – retired (30 April 2009)	9	3	–
Alan Dick – retired (31 July 2008)	1	–	–



---

## MANAGEMENT AND OPERATING STRUCTURE

Radio New Zealand's organisational structure reflects its core business activities. The structure is reviewed regularly and adjusted where necessary to accommodate new business and to ensure that it remains relevant to a changing trading and operational environment.

The Chief Executive is responsible for the management leadership of the company, its organisational structures, developing and recommending initiatives to the Board, implementing Board decisions and policies, achieving objectives, ensuring the company is properly equipped with skilled personnel, and for various interfaces between the company, its stakeholders and the public. The Chief Executive has a dual role as Editor-in-Chief. In that role he is responsible to the Board for Radio New Zealand's editorial matters.

The Board and the Chief Executive/Editor-in-Chief have acknowledged their responsibility by signing the Statement of Responsibility in this report.

## AUDITOR

Mr Leon Pieterse, acting on behalf of the Controller and Auditor-General, is the auditor of Radio New Zealand Limited in accordance with section 32 of the Public Audit Act 2001.

## LEGISLATIVE COMPLIANCE

The Board acknowledges its responsibility to ensure the organisation complies with all legislation. The Board has delegated responsibility to the Chief Executive for the development and operation of a programme to systematically identify compliance issues and ensure staff are aware of relevant legislative requirements.

# Statement of Responsibility

FOR THE YEAR ENDED 30 JUNE 2009


---

Pursuant to the Crown Entities Act 2004, the Board and management of Radio New Zealand Limited accept responsibility for:

- the preparation of the financial statements and the Statement of Service Performance and for the judgements used therein; and
- the establishment and maintenance of a system of internal control designed to provide reasonable assurance as to the integrity and reliability of financial statements and non-financial reporting.

In the opinion of Radio New Zealand, the financial statements for the year ended 30 June 2009 fairly reflect the financial position and operations of Radio New Zealand Limited.


The audit opinion on these financial statements is on pages 32 – 33.



CHRISTINE GRICE  
*Chair*  
30 October 2009



STEVE MURRAY  
*Audit Committee Chairman and Board Member*  
30 October 2009



PETER CAVANAGH  
*Chief Executive and Editor-in-Chief*  
30 October 2009

## TO THE READERS OF RADIO NEW ZEALAND LIMITED AND GROUP'S FINANCIAL STATEMENTS AND STATEMENT OF SERVICE PERFORMANCE FOR THE YEAR ENDED 30 JUNE 2009

The Auditor-General is the auditor of Radio New Zealand Limited (the company) and group. The Auditor-General has appointed me, Leon Pieterse, using the staff and resources of Audit New Zealand, to carry out the audit. The audit covers the financial statements and statement of service performance included in the annual report of the company for the year ended 30 June 2009.

### UNQUALIFIED OPINION

In our opinion:

- The financial statements of the company on pages 34 to 58:
  - comply with generally accepted accounting practice in New Zealand;
  - comply with International Financial Reporting Standards; and
  - give a true and fair view of:
    - the company's financial position as at 30 June 2009; and
    - the results of its operations and cash flows for the year ended on that date.
- The statement of service performance of the company on pages 59 to 70:
  - complies with generally accepted accounting practice in New Zealand; and
  - gives a true and fair view of, for each class of outputs:
    - its standards of delivery performance achieved, as compared with the forecast standards outlined in the statement of forecast service performance adopted at the start of the financial year; and
    - its actual revenue earned and output expenses incurred, as compared with the forecast revenues and output expenses outlined in the statement of forecast service performance adopted at the start of the financial year.
- Based on our examination the company kept proper accounting records.

The audit was completed on 30 October 2009, and is the date at which our opinion is expressed.

The basis of our opinion is explained below. In addition, we outline the responsibilities of the Board of Directors and the Auditor, and explain our independence.

### BASIS OF OPINION

We carried out the audit in accordance with the Auditor-General's Auditing Standards, which incorporate the New Zealand Auditing Standards.

We planned and performed the audit to obtain all the information and explanations we considered necessary in order to obtain reasonable assurance that the financial statements and statement of service performance did not have material misstatements, whether caused by fraud or error.

Material misstatements are differences or omissions of amounts and disclosures that would affect a reader's overall understanding of the financial statements and statement of service performance. If we had found material misstatements that were not corrected, we would have referred to them in our opinion.

The audit involved performing procedures to test the information presented in the financial statements and statement of service performance. We assessed the results of those procedures in forming our opinion.

Audit procedures generally include:

- determining whether significant financial and management controls are working and can be relied on to produce complete and accurate data;
- verifying samples of transactions and account balances;
- performing analyses to identify anomalies in the reported data;
- reviewing significant estimates and judgements made by the Board of Directors;
- confirming year-end balances;
- determining whether accounting policies are appropriate and consistently applied; and
- determining whether all financial statements and statement of service performance disclosures are adequate.

---

We did not examine every transaction, nor do we guarantee complete accuracy of the financial statements and statement of service performance.

We evaluated the overall adequacy of the presentation of information in the financial statements and statement of service performance. We obtained all the information and explanations we required to support our opinion above.

#### **RESPONSIBILITIES OF THE BOARD OF DIRECTORS AND THE AUDITOR**

The Board of Directors is responsible for preparing the financial statements and statement of service performance in accordance with generally accepted accounting practice in New Zealand. The financial statements must give a true and fair view of the financial position of the company as at 30 June 2009 and the results of its operations and cash flows for the year ended on that date. The statement of service performance must give a true and fair view of, for each class of outputs, the company's standards of delivery performance achieved and revenue earned and expenses incurred, as compared with the forecast standards, revenue and expenses adopted at the start of the financial year. The Board of Directors' responsibilities arise from the Financial Reporting Act 1993, the Crown Entities Act 2004.

We are responsible for expressing an independent opinion on the financial statements and statement of service performance and reporting that opinion to you. This responsibility arises from section 15 of the Public Audit Act 2001 and the Crown Entities Act 2004.

#### **INDEPENDENCE**

When carrying out the audit we followed the independence requirements of the Auditor-General, which incorporate the independence requirements of the Institute of Chartered Accountants of New Zealand.

Other than the audit, we have no relationship with or interests in the company.



**LEON PIETERSE**  
*Audit New Zealand*  
*On behalf of the Auditor-General*  
*Wellington, New Zealand.*

#### **MATTERS RELATING TO THE ELECTRONIC PRESENTATION OF THE AUDITED FINANCIAL STATEMENTS AND STATEMENT OF SERVICE PERFORMANCE**

This audit report relates to the financial statements and statement of service performance of Radio New Zealand Limited and group for the year ended 30 June 2009 included on Radio New Zealand Limited and group's website. Radio New Zealand Limited and group's board is responsible for the maintenance and integrity of Radio New Zealand Limited and group's website. We have not been engaged to report on the integrity of Radio New Zealand Limited and group's website. We accept no responsibility for any changes that may have occurred to the financial statements and statement of service performance since they were initially presented on the website.

The audit report refers only to the financial statements and statement of service performance named above. It does not provide an opinion on any other information which may have been hyperlinked to or from the financial statements and statement of service performance. If readers of this report are concerned with the inherent risks arising from electronic data communication they should refer to the published hard copy of the audited financial statements and statement of service performance as well as the related audit report dated 30 October 2009 to confirm the information included in the audited financial statements and statement of service performance presented on this website.

Legislation in New Zealand governing the preparation and dissemination of financial information may differ from legislation in other jurisdictions.

# Statement Specifying Financial Performance

FOR THE YEAR ENDED 30 JUNE 2009

The Board agreed financial targets with the Crown at the beginning of the year.

Budget figures are based on the high level budget set out in the 2008–2009 Statement of Intent.

	BUDGET \$000	ACHIEVEMENT \$000
REVENUE	37,720	38,200
EXPENDITURE	37,665	38,187
OPERATING SURPLUS/ (DEFICIT) BEFORE TAXATION	55	13
TAXATION EXPENSE/ (BENEFIT)	17	–
<b>NET SURPLUS/ (DEFICIT) AFTER TAXATION</b>	<b>38</b>	<b>13</b>
EQUITY	39,948	52,412
WORKING CAPITAL RATIO (Current assets as percentage of current liabilities)	120.2%	130.4%
RATIO OF EQUITY TO TOTAL ASSETS (Equity as percentage of total assets)	83.9%	84.8%

Radio New Zealand has substantially met its financial performance targets in hours of charter delivery within operating budgets. Both operating revenue and expenses are within 5% material variance limits of budget. These two minor variances combine to yield a net surplus after tax of \$13,000 compared to a planned surplus of \$38,000.

## Income Statement

FOR THE YEAR ENDED 30 JUNE 2009

		GROUP BUDGET 2009 \$000	GROUP ACTUAL 2009 \$000	GROUP ACTUAL 2008 \$000	PARENT ACTUAL 2009 \$000	PARENT ACTUAL 2008 \$000
	NOTE					
<b>INCOME</b>						
Revenue from the Crown	2	34,217	34,236	31,602	33,488	30,879
Interest income		85	146	146	146	146
Other income	3	3,418	3,818	3,538	4,805	4,498
<b>Total income</b>		<b>37,720</b>	<b>38,200</b>	<b>35,286</b>	<b>38,439</b>	<b>35,523</b>
<b>EXPENDITURE</b>						
Personnel costs	4	20,010	21,417	19,058	21,417	19,058
Depreciation and amortisation		3,624	3,353	2,892	3,353	2,892
Interest expense		34	0	2	0	2
Other expenditure	5	13,997	13,417	13,305	13,581	13,468
<b>Total expenditure</b>		<b>37,665</b>	<b>38,187</b>	<b>35,257</b>	<b>38,351</b>	<b>35,420</b>
Net operating surplus/(deficit) before taxation		55	13	29	88	103
Taxation expense/(benefit)	6	17	0	5	0	5
<b>Net surplus/(deficit) after taxation</b>		<b>38</b>	<b>13</b>	<b>24</b>	<b>88</b>	<b>98</b>

## Statement of Changes in Equity

FOR THE YEAR ENDED 30 JUNE 2009

		GROUP BUDGET 2009 \$000	GROUP ACTUAL 2009 \$000	GROUP ACTUAL 2008 \$000	PARENT ACTUAL 2009 \$000	PARENT ACTUAL 2008 \$000
	NOTE					
Balance at 1 July		39,910	52,485	23,719	51,780	22,940
Increase/(decrease) in asset revaluation reserves	16	0	(86)	28,221	(86)	28,221
Increase/(decrease) in share capital	16	0	0	521	0	521
Net surplus/(deficit) after taxation for the year		38	13	24	88	98
<b>Total recognised revenues and expenses</b>		<b>38</b>	<b>13</b>	<b>24</b>	<b>88</b>	<b>98</b>
<b>Balance at 30 June</b>		<b>39,948</b>	<b>52,412</b>	<b>52,485</b>	<b>51,782</b>	<b>51,780</b>

# Balance Sheet

AS AT 30 JUNE 2009

		GROUP BUDGET 2009 \$000	GROUP ACTUAL 2009 \$000	GROUP ACTUAL 2008 \$000	PARENT ACTUAL 2009 \$000	PARENT ACTUAL 2008 \$000
	NOTE					
<b>EQUITY</b>						
Share capital	16	16,692	16,692	16,692	16,692	16,692
Revaluation reserve	16	17,954	30,410	30,501	29,610	29,701
Retained earnings	16	5,302	5,310	5,292	5,480	5,387
<b>Total equity</b>		<b>39,948</b>	<b>52,412</b>	<b>52,485</b>	<b>51,782</b>	<b>51,780</b>
<b>CURRENT LIABILITIES</b>						
Creditors & other payables	11	1,308	1,602	2,125	1,372	1,973
Employee entitlements	12	1,250	2,162	1,315	2,162	1,315
Provision for tax		17	0	1	0	1
Revenue received in advance		600	562	609	562	609
<b>Total current liabilities</b>		<b>3,175</b>	<b>4,326</b>	<b>4,050</b>	<b>4,096</b>	<b>3,898</b>
<b>NON-CURRENT LIABILITIES</b>						
Employee entitlements	12	60	45	69	45	69
Revenue received in advance		150	63	148	63	148
Provisions	14	180	822	822	822	822
Preference shares	15	4,120	4,120	4,120	4,120	4,120
<b>Total non-current liabilities</b>		<b>4,510</b>	<b>5,050</b>	<b>5,159</b>	<b>5,050</b>	<b>5,159</b>
<b>Total liabilities and equity</b>		<b>47,633</b>	<b>61,788</b>	<b>61,694</b>	<b>60,928</b>	<b>60,837</b>
<b>CURRENT ASSETS</b>						
Cash & cash equivalents	7	2,580	4,513	2,864	4,454	2,808
Debtors	8	700	667	604	667	604
Provision for tax		0	4	0	4	0
Other receivables & prepayments		535	455	460	454	459
<b>Total current assets</b>		<b>3,815</b>	<b>5,639</b>	<b>3,928</b>	<b>5,579</b>	<b>3,871</b>
<b>NON-CURRENT ASSETS</b>						
Intangibles	9	628	572	616	572	616
Property, plant and equipment	10	43,190	55,577	57,150	54,777	56,350
<b>Total non-current assets</b>		<b>43,818</b>	<b>56,149</b>	<b>57,766</b>	<b>55,349</b>	<b>56,966</b>
<b>Total assets</b>		<b>47,633</b>	<b>61,788</b>	<b>61,694</b>	<b>60,928</b>	<b>60,837</b>

For and on behalf of the Board



CHRISTINE GRICE  
Chair  
30 October 2009



STEVE MURRAY  
Audit Committee Chairman and Board Member  
30 October 2009

# Cash Flow Statement

FOR THE YEAR ENDED 30 JUNE 2009

		GROUP BUDGET 2009 \$000	GROUP ACTUAL 2009 \$000	GROUP ACTUAL 2008 \$000	PARENT ACTUAL 2009 \$000	PARENT ACTUAL 2008 \$000
	NOTE					
<b>CASH FLOWS FROM OPERATING ACTIVITIES</b>						
Cash was provided from:						
Receipts from customers		5,272	6,545	6,544	6,455	6,454
NZ On Air funding		32,318	32,336	29,702	31,588	28,979
Interest earned		85	148	146	148	146
Income tax refund		0	0	0	0	0
		37,675	39,029	36,392	38,191	35,579
Cash was applied to:						
Payments to employees		19,751	20,921	19,004	20,921	19,004
Payments to suppliers		15,050	14,634	14,198	13,799	13,382
Interest expense		34	0	2	0	2
GST (net)		17	23	62	23	62
		34,852	35,578	33,266	34,743	32,450
<b>Net cash inflow/(outflow) from operating activities</b>	<b>17</b>	<b>2,823</b>	<b>3,451</b>	<b>3,126</b>	<b>3,448</b>	<b>3,129</b>
<b>CASH FLOWS FROM INVESTING ACTIVITIES</b>						
Cash was provided from:						
Proceeds from sale of fixed assets		0	0	0	0	0
		0	0	0	0	0
Cash was applied to:						
Purchases of intangible assets		0	82	62	82	62
Purchase of property, plant & equipment		3,000	1,720	2,027	1,720	2,027
		3,000	1,802	2,089	1,802	2,089
<b>Net cash inflow/(outflow) from investing activities</b>		<b>(3,000)</b>	<b>(1,802)</b>	<b>(2,089)</b>	<b>(1,802)</b>	<b>(2,089)</b>
<b>CASH FLOWS FROM FINANCING ACTIVITIES</b>						
Cash was provided from:						
Increase in capital		0	0	521	0	521
Increase in loan	13	0	230	2,464	230	2,464
		0	230	2,985	230	2,985
Cash was applied to:						
Repayment of loan	13	0	230	2,464	230	2,464
		0	230	2,464	230	2,464
<b>Net cash inflow/(outflow) from financing activities</b>		<b>0</b>	<b>0</b>	<b>521</b>	<b>0</b>	<b>521</b>
Net increase/(decrease) in cash and cash equivalents		(177)	1,649	1,558	1,646	1,561
Add opening bank balance at 1 July		2,757	2,864	1,306	2,808	1,247
<b>Cash and cash equivalents year end</b>	<b>7</b>	<b>2,580</b>	<b>4,513</b>	<b>2,864</b>	<b>4,454</b>	<b>2,808</b>
Comprising:						
Cash and cash equivalents		2,580	4,513	2,864	4,454	2,808
Demand deposits		0	0	0	0	0
<b>Closing cash and cash equivalents</b>		<b>2,580</b>	<b>4,513</b>	<b>2,864</b>	<b>4,454</b>	<b>2,808</b>

The GST (net) component of operating activities reflects the net GST paid and received with the Inland Revenue Department. The GST (net) component has been presented on a net basis, as the gross amounts do not provide meaningful information for financial statement purposes.

# Notes to the Financial Statements

FOR THE YEAR ENDED 30 JUNE 2009

## 1 STATEMENT OF ACCOUNTING POLICIES FOR THE YEAR ENDED 30 JUNE 2009

### A REPORTING ENTITY

Radio New Zealand Limited is a Crown entity in terms of the Crown Entities Act 2004. The company is wholly owned on behalf of the Crown by the two Shareholding Ministers, the Minister Responsible for Radio New Zealand and the Minister of Finance. Radio New Zealand Limited is a company registered under the Companies Act 1993.

The group consists of Radio New Zealand Limited and its subsidiary Sound Archives Ngā Taonga Kōrero Limited (SANTK) which is 100% owned. Sound Archives Ngā Taonga Kōrero Limited was incorporated in August 1998 and has operated the archive since 1 October 1998.

Radio New Zealand has been designated a Public Benefit Entity (PBE) under NZ International Financial Reporting Standards (NZ IFRS) and as such the potential conflict between the pursuits of core public service objectives set out in Radio New Zealand's Charter and more commercial profit-maximisation objectives is minimised.

Government and shareholding Ministers have confirmed and strengthened Radio New Zealand's role as a public service broadcaster. They have waived the requirement for Radio New Zealand to pay a dividend and approved the Statement of Intent with minimal profit goals while still insisting on sound financial management.

#### **Standards, amendments and interpretations issued that are not yet effective and have not been early adopted.**

Standards, amendments and interpretations issued but not yet effective that have not been early adopted, and which are relevant to Radio New Zealand include:

*NZ IAS 1 Presentation of Financial Statements (revised 2007)* replaces *NZ IAS 1 Presentation of Financial Statements (issued 2004)* and is effective for reporting periods beginning on or after 1 January 2009. The revised standard requires information in financial statements to be aggregated on the basis of shared characteristics and introduces a statement of comprehensive income. The statement of comprehensive income will enable readers to analyse changes in equity resulting from non-owner changes separately from transactions with the Crown in its capacity as "owner". The revised standard gives Radio New Zealand the option of presenting items of income and expense and components of other comprehensive income either in a single statement of comprehensive income with subtotals, or in two separate statements (a separate income statement followed by a statement of comprehensive income).

Radio New Zealand intends to adopt this standard for the year ending 30 June 2010, and is yet to decide whether it will

- prepare a single statement of comprehensive income or a separate income statement followed by a statement of comprehensive income.
- *NZ IAS 23 Borrowing Costs (revised 2007)* replaces *New Zealand IAS 23 Borrowing Costs (issued 2004)* and is effective for reporting periods commencing on or after 1 January 2009. The revised standard requires all borrowing costs to be capitalised if they are directly attributable to the acquisition, construction or production of a qualifying asset. Radio New Zealand intends to adopt this standard for the year ending 30 June 2010 and has not yet determined the potential impact of the new standard.

### B BASIS OF PREPARATION

The financial statements have been prepared in accordance with the requirements of the Crown Entities Act 2004, which includes the requirement to comply with New Zealand generally accepted accounting practice (NZ GAAP).

The financial statements comply with New Zealand International Financial Reporting Standards (NZ IFRS), and other applicable Financial Reporting Standards, as appropriate for public entities.

### C FUNCTIONAL AND PRESENTATION CURRENCY

The financial statements are presented in New Zealand dollars and all values are rounded to the nearest thousand dollars (\$000). The functional currency of Radio New Zealand is New Zealand dollars.

### I BASIS OF CONSOLIDATION – PURCHASE METHOD

The consolidated financial statements include the holding company and its subsidiary. The subsidiary is accounted for using the purchase method. All significant inter-company transactions are eliminated on consolidation.



---

## II BUDGET FIGURES

The budget figures are based on the high level budget approved by the Board in the Statement of Intent set at the beginning of the financial year. These budget figures have been prepared in accordance with generally accepted accounting practice and are consistent with the accounting policies adopted by the Board for the preparation of the financial statements under NZ IFRS.

## III GOODS AND SERVICES TAX (GST)

All items in the financial statements are exclusive of GST, with the exception of receivables and payables, which are stated with GST included. Where GST is irrecoverable as an input tax, then it is recognised as part of the related asset or expense.

## IV TAXATION

### **Income tax**

Income tax expense comprises both current tax and deferred tax, and is calculated using tax rates that have been enacted or substantively enacted by balance date. Current tax is the amount of income tax payable based on the taxable profit for the current year, plus any adjustments to income tax payable in respect of prior years. Deferred tax is the amount of income tax payable or recoverable in future periods in respect of temporary differences and unused tax losses. Temporary differences are differences between the carrying amount of assets and liabilities in the financial statements and the corresponding tax bases used in the computation of taxable profit. The measurement of deferred tax reflects the tax consequences that would follow from the manner in which the entity expects to recover or settle the carrying amount of its assets and liabilities.

Deferred tax liabilities are generally recognised for all taxable temporary differences. Deferred tax assets are recognised to the extent that it is probable that taxable profits will be available against which the deductible temporary differences or tax losses can be utilised. Deferred tax is not recognised if temporary difference arises from the initial recognition of goodwill or from the initial recognition of an asset and liability in a transaction that is not a business combination, and at the time of the transaction, affects neither accounting profit nor taxable profit. Deferred tax is recognised on taxable temporary differences arising on investments in subsidiaries and associates, and interests in joint ventures, except where the company can control the reversal of the temporary difference and it is probable that the temporary difference will not reverse in the foreseeable future. Current tax and deferred tax is charged or credited to the statement of financial performance, except when it relates to items charged or credited directly to equity, in which case the tax is dealt with in equity.

## V ACCOUNTS RECEIVABLE

Accounts receivable are stated at expected fair value after providing for doubtful debts and uncollectable debts.

## VI CASH & CASH EQUIVALENTS

Cash & cash equivalents in the balance sheet comprises cash at bank, in hand and short-term deposits with an original maturity of three months or less that are readily convertible to known amounts of cash.

## VII NON-CURRENT ASSETS

Property, plant and equipment are stated at fair value, including library and archival collections. Land and Buildings have been revalued in the financial statements. A formal valuation of Land and Buildings was conducted during the year ending 30 June 2008.

Archival collections are revalued to fair value at least every five years using discounted expected future revenues as an approximation to fair value. Library collection acquisitions are capitalised and depreciated.

The results of revaluing archival collections are credited or debited to an asset revaluation reserve. Where a revaluation results in a debit balance in the revaluation reserve, the debit balance will be expensed in the Income Statement. To the extent that a revaluation gain reverses a loss previously charged to the Income Statement, the gain is credited to the Income Statement.

Other non-current assets such as prepayments are recorded in Radio New Zealand's Balance Sheet. These are payments received for services in one period but are recognised in the Income Statement in future periods.

### **Impairment of assets**

At each balance sheet date, Radio New Zealand assesses whether there is any objective evidence that any group of non-current assets is impaired. Any impairment losses are recognised in the Income Statement.

# Notes to the Financial Statements (continued)

FOR THE YEAR ENDED 30 JUNE 2009

## VIII DEPRECIATION

Depreciation is provided on a straight-line basis on all property, plant and equipment other than freehold land, at rates that will write off the cost of the assets to their estimated residual values over their useful lives.

### THE USEFUL LIVES OF MAJOR CLASSES OF ASSETS HAVE BEEN ESTIMATED AS FOLLOWS:

Buildings	20 to 40 years
Leasehold improvements	Term of lease
Plant and equipment	5 to 20 years
Motor vehicles	5 years
Computer hardware equipment	3 to 5 years
Furniture, fittings and other	5 to 10 years
Library books and music collection	10 to 15 years

Capital work in progress is not depreciated. The total cost of a project is transferred to the relevant fixed asset account when it is completed and begins its productive life. It is then depreciated over its estimated economic life.

The sound archive collection was not depreciated in the current year as it is categorised as a heritage asset and as such is not normally depreciated.

## IX INTANGIBLE ASSETS

Software that is acquired is included under intangible assets. Also under this category are capital contribution payments made to suppliers for co-siting rights which relate to future periods set out in co-siting contracts.

### Amortisation

The carrying value of an intangible asset with a finite life is amortised on a straight-line basis over its useful life.

The useful lives of major classes of assets have been estimated as follows:

Computer software	3 to 5 years
Capital contributions	Term of contract
Make good lease commitments	Term of lease

## X ASSOCIATES

Radio New Zealand is a party to the formation of Freeview Limited, a joint venture company formed to provide free-to-air digital broadcasting in New Zealand.

## XI REDEEMABLE PREFERENCE SHARES

Redeemable preference shares held by the Government in Radio New Zealand are to be repaid at the option of the holder and are classified as a liability in the balance sheet.

## XII EMPLOYEE ENTITLEMENTS

Provision is made for the company's liability for annual and long service leave. Annual leave has been calculated on an actual entitlement basis at average current rates of pay over the past year in accordance with the Holidays Act 2003, whilst the long service leave provision has been calculated on an actuarial basis. A provision for sick leave is not provided for as Radio New Zealand does not carry forward sick leave into future periods. Employee entitlements are classified as short term and long term in the balance sheet.

## XIII PROVISIONS

Radio New Zealand recognises a provision for future expenditure of uncertain amount or timing when there is a present obligation (either legal or constructive) as a result of a past event, it is probable that expenditures will be required to settle the obligation and a reliable estimate can be made of the amount.

Provisions are measured at the present value of the expenditures expected to be required to settle the obligation using a pre-tax discount rate that reflects current market assessments of the time value of money and the risks specific to the obligation.

---

#### XIV SUPERANNUATION SCHEMES

Obligations for contributions to Kiwisaver are accounted for as defined contribution superannuation schemes and are recognised as an expense in the income statement as incurred. Radio New Zealand also contributes to the National Provident Fund which is a multi-employer defined benefit scheme.

#### XV LEASES

##### **Finance leases**

Radio New Zealand had no finance leases.

##### **Operating leases**

Leases where the lessor effectively retains substantially all the risks and benefits of ownership of the leased items are classified as operating leases. Payments under these leases are recognised as incurred. Radio New Zealand leases its motor vehicles and the majority of its premises.

#### XVI FINANCIAL INSTRUMENTS

Radio New Zealand is party to financial instruments as part of its normal operations. These financial instruments include bank accounts, short-term deposits, debtors, creditors and loans. All financial instruments are recognised in the Balance Sheet and all revenues and expenses in relation to financial instruments are recognised in the Income Statement.

All financial instruments are shown at their fair value.

#### XVII CASH FLOW STATEMENT

Cash and cash equivalents means current bank accounts and demand/call deposits.

Operating activities are those activities relating to the purchase and supply of goods and services.

Investing activities are those activities relating to the acquisition and disposal of non-current assets.

Financing activities comprise those activities that change the equity and debt capital structure of the company.

#### XVIII FOREIGN CURRENCY TRANSACTIONS

Foreign currency transactions are converted into New Zealand dollars at the spot rate at the date of the transaction. These transactions are settled immediately, consequently no exchange gain or loss is recognised. Radio New Zealand also enters into foreign exchange contract (FECs) to cover significant overseas purchases. These are defined as financial derivatives under NZ IFRS and the fair value of FECs are determined on the basis of quoted market rates.

#### XIX BORROWING COSTS

Radio New Zealand has a credit facility arrangement with its banker. Costs relating to the draw down of this facility are recognised in the Income Statement. No costs are attributed to the acquisition, construction or production of property, plant and equipment or other qualifying assets.

#### XX REVENUE (CROWN AND OTHER REVENUE)

Radio New Zealand derives revenue from the Government through NZ On Air and from the Ministry for Culture and Heritage for specific purposes as outlined in its Charter and Statement of Intent. Other revenue is derived from broadcasting activities and interest from bank deposits. All revenue is measured at the fair value of the consideration receivable.

# Notes to the Financial Statements (continued)

FOR THE YEAR ENDED 30 JUNE 2009

## XXI COST ALLOCATION

Radio New Zealand has derived the net cost of service for each significant activity by using the cost allocation system outlined below.

### Cost allocation policy

Direct costs are charged directly to significant activities. Indirect costs are charged to significant activities based on cost drivers and related activity and usage information.

### Criteria for direct and indirect costs

"Direct costs" are those costs directly attributable to a specific output activity. The percentage of identified direct costs to total costs for the consolidated group is 77.56% (2008: 73.43%).

"Indirect costs" are those costs which are not directly attributable to a specific output activity. The percentage of identified indirect costs to total costs for the consolidated group is 22.44% (2008: 26.57%).

### Cost drivers for allocation of indirect costs

The costs of internal services not directly charged to activities are allocated as overheads using appropriate cost drivers such as actual usage of broadcasting infrastructure services and equipment. Business infrastructure costs are allocated according to the number of staff in each cost centre. Occupancy costs are allocated in proportion to the cost of floor area occupied.

## D CHANGES IN ACCOUNTING POLICIES

This is the second year that the prospective financial statements have been prepared in accordance with NZ IFRS. There have been no changes in accounting policies during the year.

## E SIGNIFICANT ASSUMPTIONS

The following significant assumptions underpin the financial statements:

- Government will continue to fund Radio New Zealand's core activities in the future. It is therefore expected that the nature of the operations of Radio New Zealand will not change significantly.
- Shareholding Ministers will not require Radio New Zealand to pay a dividend on their shareholding in the company. This was confirmed by the Minister of Broadcasting for the 2008–2009 income year.
- There has been no withdrawal of capital by shareholding Ministers.
- The statements have been prepared on a going-concern basis.

## 2 REVENUE FROM CROWN

	GROUP ACTUAL 2009 \$000	GROUP ACTUAL 2008 \$000	PARENT ACTUAL 2009 \$000	PARENT ACTUAL 2008 \$000
NZ On Air	32,336	29,702	31,588	28,979
Ministry for Culture & Heritage	1,900	1,900	1,900	1,900
	34,236	31,602	33,488	30,879

Radio New Zealand has been provided with funding from the Crown for the specific purposes of Radio New Zealand as set out in its Charter, The Radio New Zealand Act 1995 and The Crown Entities Act 2004. Apart from the restrictions, there are no unfulfilled conditions or conditions attached to government funding (2008:0).

### 3 OTHER REVENUE

	GROUP ACTUAL 2009 \$000	GROUP ACTUAL 2008 \$000	PARENT ACTUAL 2009 \$000	PARENT ACTUAL 2008 \$000
Parliamentary Services	1,092	1,045	1,092	1,045
Rental income from property leases	724	577	724	577
Other	2,002	1,916	2,989	2,876
<b>Total other revenue</b>	<b>3,818</b>	<b>3,538</b>	<b>4,805</b>	<b>4,498</b>

### 4 PERSONNEL COSTS

Salaries, wages and allowances	20,154	18,148	20,154	18,148
Superannuation contributions	487	490	487	490
Other	349	406	349	406
Increase/(decrease) employee entitlements	427	14	427	14
<b>Total personnel</b>	<b>21,417</b>	<b>19,058</b>	<b>21,417</b>	<b>19,058</b>

### 5 OTHER EXPENDITURE

Audit fees	69	66	69	66
Audit fees for NZ IFRS transition	0	10	0	10
Operating lease expense	1,671	1,599	1,671	1,599
Travel	619	553	619	553
Transmission	4,197	4,060	4,197	4,060
Programming	3,245	3,409	3,245	3,409
Advertising and publicity	664	487	664	487
Other	2,952	3,121	3,116	3,284
<b>Total other expenses</b>	<b>13,417</b>	<b>13,305</b>	<b>13,581</b>	<b>13,468</b>

## Notes to the Financial Statements (continued)

FOR THE YEAR ENDED 30 JUNE 2009

### 6 TAXATION

Relationship between tax and accounting profit.

	GROUP ACTUAL 2009 \$000	GROUP ACTUAL 2008 \$000	PARENT ACTUAL 2009 \$000	PARENT ACTUAL 2008 \$000
<b>NET SURPLUS (DEFICIT) BEFORE TAX</b>	13	29	88	103
Tax @30% (2008:33%)	(4)	(10)	(26)	(34)
Plus/(less) the tax effect of:				
Non-deductible expenditure	124	3	124	3
Unrecognised temporary differences	(120)	7	(98)	31
Prior year adjustment	0	5	0	5
<b>Tax expense</b>	<b>0</b>	<b>5</b>	<b>0</b>	<b>5</b>
<b>COMPONENTS OF TAX EXPENSE</b>				
Current tax expenses	0	0	0	0
Adjustments to current tax in prior year	0	5	0	5
	0	5	0	5

#### ADDITIONAL DISCLOSURES

A deferred tax asset has not been recognised in relation to unused tax losses of \$884,000 (2008: \$1,883,000).

	PROPERTY PLANT AND EQUIPMENT \$000	EMPLOYEE ENTITLEMENTS \$000	OTHER PROVISIONS \$000	TAX LOSSES \$000	TOTAL \$000
<b>TAX LOSSES</b>					
Opening balance	0	0	0	0	0
Charged to income	(908)	512	212	184	0
Charged to equity	0	0	0	0	0
<b>Closing balance</b>	<b>(908)</b>	<b>512</b>	<b>212</b>	<b>184</b>	<b>0</b>

	GROUP ACTUAL 2009 \$000	GROUP ACTUAL 2008 \$000	PARENT ACTUAL 2009 \$000	PARENT ACTUAL 2008 \$000
<b>IMPUTATION CREDIT ACCOUNT</b>				
Balance at 1 July	1,291	1,290	1,288	1,287
Income tax paid	0	0	0	0
Income tax refunded	0	0	0	0
Imputation credits – dividends received	1	1	1	1
<b>Balance at 30 June</b>	<b>1,292</b>	<b>1,291</b>	<b>1,289</b>	<b>1,288</b>

## 7 CASH AND CASH EQUIVALENTS

	GROUP ACTUAL 2009 \$000	GROUP ACTUAL 2008 \$000	PARENT ACTUAL 2009 \$000	PARENT ACTUAL 2008 \$000
Cash and call deposits	4,513	2,864	4,454	2,808

The carrying value of call deposits are at fair value.

## 8 DEBTORS

Debtors & other receivables	678	627	678	627
Provision for impairment	(11)	(23)	(11)	(23)
	667	604	667	604

The carrying value of receivables approximate their fair value.

As at 30 June 2009, all overdue receivables have been assessed for impairment and appropriate provision applied as follows:

	2009 GROSS	2009 IMPAIRMENT	2009 NET	2008 GROSS	2008 IMPAIRMENT	2008 NET
Not past due	636	0	636	584	(4)	580
Past due 1–30 days	25	0	25	23	(1)	22
Past due 31–60 days	3	0	3	3	(1)	2
Past due 61–90 days	3	0	3	3	(3)	0
Past due > 91 days	11	(11)	0	14	(14)	0
	678	(11)	667	627	(23)	604

The provision for impairment has been calculated based on expected losses for Radio New Zealand's pool of debtors. Expected losses have been determined based on an analysis and review of specific debtors.

Movement in the provision for impairment of receivables is as follows:

	GROUP ACTUAL 2009 \$000	GROUP ACTUAL 2008 \$000	PARENT ACTUAL 2009 \$000	PARENT ACTUAL 2008 \$000
Balance at 1 July	23	3	23	3
Less provisions made during the year	(12)	20	(12)	20
Receivables written off during the year	0	0	0	0
<b>Balance at 30 June</b>	<b>11</b>	<b>23</b>	<b>11</b>	<b>23</b>

## Notes to the Financial Statements (continued)

FOR THE YEAR ENDED 30 JUNE 2009

### 9 INTANGIBLE ASSETS

	GROUP ACTUAL 2009 \$000	GROUP ACTUAL 2008 \$000	PARENT ACTUAL 2009 \$000	PARENT ACTUAL 2008 \$000
Software	223	245	223	245
Prepayments and other	349	371	349	371
<b>Balance at 30 June</b>	<b>572</b>	<b>616</b>	<b>572</b>	<b>616</b>

Movements for each class of intangible asset are as follows:

	SOFTWARE 2009	SOFTWARE 2008	PREPAYMENTS AND OTHER 2009	PREPAYMENTS AND OTHER 2008
<b>COST</b>				
Balance at 1 July	2,970	2,976	1,145	1,078
Additions	82	62	0	67
Disposals	0	(68)	0	0
<b>Balance at 30 June</b>	<b>3,052</b>	<b>2,970</b>	<b>1,145</b>	<b>1,145</b>
<b>ACCUMULATED AMORTISATION</b>				
Balance at 1 July	2,725	2,654	774	590
Amortisation expense	104	71	22	184
Disposals/impairment losses	0	0	0	0
<b>Balance at 30 June</b>	<b>2,829</b>	<b>2,725</b>	<b>796</b>	<b>774</b>
<b>Carrying amounts as at June 2009</b>	<b>223</b>	<b>245</b>	<b>349</b>	<b>371</b>

There are no restrictions over the the title of Radio New Zealand's intangible assets pledged as security for liabilities.



10 PROPERTY, PLANT AND EQUIPMENT

GROUP	LAND \$000	BUILDINGS \$000	LEASEHOLD IMPROVEMENTS \$000	PLANT AND EQUIPMENT \$000	LIBRARIES \$000	COMPUTER HARDWARE \$000	FURNITURE AND FITTINGS \$000	TOTAL \$000
<b>COST OR VALUATION</b>								
Balance 1 July 2007	5,138	9,729	6,483	21,272	3,125	7,713	2,440	55,900
Additions	0	0	251	853	146	664	144	2,058
Revaluation movement	28,015	206	0	0	0	0	0	28,221
Disposals	0	0	0	0	0	(447)	0	(447)
Adjustments	0	30	4	(34)	6	(69)	29	(34)
Work in progress transfer	0	37	(20)	16	0	(62)	0	(29)
<b>Balance 30 June 2008</b>	<b>33,153</b>	<b>10,002</b>	<b>6,718</b>	<b>22,107</b>	<b>3,277</b>	<b>7,799</b>	<b>2,613</b>	<b>85,669</b>
Balance 1 July 2008	33,153	10,002	6,718	22,107	3,277	7,799	2,613	85,669
Additions	0	0	86	1,082	165	370	128	1,831
Revaluation movement	0	(86)	0	0	0	0	0	(86)
Disposals	0	(15)	0	(6)	0	(122)	(1)	(144)
Adjustments – make good lease	0	0	(454)	0	0	0	0	(454)
Work in progress transfer	0	90	(52)	(67)	(3)	(73)	24	(81)
<b>Balance 30 June 2009</b>	<b>33,153</b>	<b>9,991</b>	<b>6,298</b>	<b>23,116</b>	<b>3,439</b>	<b>7,974</b>	<b>2,764</b>	<b>86,735</b>
<b>ACCUMULATED DEPRECIATION AND IMPAIRMENT LOSSES</b>								
Balance 1 July 2007	0	1,675	3,942	12,895	591	5,565	1,693	26,361
Depreciation expense	0	311	440	913	183	555	213	2,615
Eliminate on disposal	0	0	0	0	0	(430)	0	(430)
Adjustments	0	(4)	3	(22)	1	0	(5)	(27)
Eliminate on revaluation	0	0	0	0	0	0	0	0
Impairment losses	0	0	0	0	0	0	0	0
<b>Balance 30 June 2008</b>	<b>0</b>	<b>1,982</b>	<b>4,385</b>	<b>13,786</b>	<b>775</b>	<b>5,690</b>	<b>1,901</b>	<b>28,519</b>
Balance 1 July 2008	0	1,982	4,385	13,786	775	5,690	1,901	28,519
Depreciation expense	0	655	471	852	188	613	229	3,008
Eliminate on disposal	0	4	0	(4)	0	(119)	(3)	(122)
Adjustments – make good lease	0	0	(247)	0	0	0	0	(247)
Eliminate on revaluation	0	0	0	0	0	0	0	0
Impairment losses	0	0	0	0	0	0	0	0
<b>Balance 30 June 2009</b>	<b>0</b>	<b>2,641</b>	<b>4,609</b>	<b>14,634</b>	<b>963</b>	<b>6,184</b>	<b>2,127</b>	<b>31,158</b>
The total amount of property, plant and equipment in the course of construction is \$1,093,000 (2008: \$2,592,000)								
<b>CARRYING AMOUNTS</b>								
At 1 July 2007	5,138	8,054	2,541	8,377	2,534	2,148	747	29,539
At 30 June & 1 July 2008	33,153	8,020	2,333	8,321	2,502	2,109	712	57,150
At 30 June 2009	33,153	7,350	1,689	8,482	2,476	1,790	637	55,577

## Notes to the Financial Statements (continued)

FOR THE YEAR ENDED 30 JUNE 2009

PARENT	LAND	BUILDINGS	LEASEHOLD IMPROVEMENTS	PLANT AND EQUIPMENT	LIBRARIES	COMPUTER HARDWARE	FURNITURE AND FITTINGS	TOTAL
	\$000	\$000	\$000	\$000	\$000	\$000	\$000	\$000
<b>COST OR VALUATION</b>								
Balance 1 July 2007	5,138	9,729	6,483	21,272	2,325	7,713	2,440	55,100
Additions	0	0	251	853	146	664	144	2,058
Revaluation movement	28,015	206	0	0	0	0	0	28,221
Disposals	0	0	0	0	0	(447)	0	(447)
Adjustments	0	30	4	(34)	6	(69)	29	(34)
Work in progress transfer	0	37	(20)	16	0	(62)	0	(29)
<b>Balance 30 June 2008</b>	<b>33,153</b>	<b>10,002</b>	<b>6,718</b>	<b>22,107</b>	<b>2,477</b>	<b>7,799</b>	<b>2,613</b>	<b>84,869</b>
Balance 1 July 2008	33,153	10,002	6,718	22,107	2,477	7,799	2,613	84,869
Additions	0	0	86	1,082	165	370	128	1,831
Revaluation movement	0	(86)	0	0	0	0	0	(86)
Disposals	0	(15)	0	(6)	0	(122)	(1)	(144)
Adjustments – make good lease	0	0	(454)	0	0	0	0	(454)
Work in progress transfer	0	90	(52)	(67)	(3)	(73)	24	(81)
<b>Balance 30 June 2009</b>	<b>33,153</b>	<b>9,991</b>	<b>6,298</b>	<b>23,116</b>	<b>2,639</b>	<b>7,974</b>	<b>2,764</b>	<b>85,935</b>
<b>ACCUMULATED DEPRECIATION AND IMPAIRMENT LOSSES</b>								
Balance 1 July 2007	0	1,675	3,942	12,895	591	5,565	1,693	26,361
Depreciation expense	0	311	440	913	183	555	213	2,615
Eliminate on disposal	0	0	0	0	0	(430)	0	(430)
Adjustments	0	(4)	3	(22)	1	0	(5)	(27)
Eliminate on revaluation	0	0	0	0	0	0	0	0
Impairment losses	0	0	0	0	0	0	0	0
<b>Balance 30 June 2008</b>	<b>0</b>	<b>1,982</b>	<b>4,385</b>	<b>13,786</b>	<b>775</b>	<b>5,690</b>	<b>1,901</b>	<b>28,519</b>
Balance 1 July 2008	0	1,982	4,385	13,786	775	5,690	1,901	28,519
Depreciation expense	0	655	471	852	188	613	229	3,008
Eliminate on disposal	0	4	0	(4)	0	(119)	(3)	(122)
Adjustments – make good lease	0	0	(247)	0	0	0	0	(247)
Eliminate on revaluation	0	0	0	0	0	0	0	0
Impairment losses	0	0	0	0	0	0	0	0
<b>Balance 30 June 2009</b>	<b>0</b>	<b>2,641</b>	<b>4,609</b>	<b>14,634</b>	<b>963</b>	<b>6,184</b>	<b>2,127</b>	<b>31,158</b>
The total amount of property, plant and equipment in the course of construction is \$1,093,000 (2008: \$2,592,000)								
<b>CARRYING AMOUNTS</b>								
At 1 July 2007	5,138	8,054	2,541	8,377	1,734	2,148	747	28,739
At 30 June & 1 July 2008	33,153	8,020	2,333	8,321	1,702	2,109	712	56,350
At 30 June 2009	33,153	7,350	1,689	8,482	1,676	1,790	637	54,777

## VALUATION

Radio New Zealand Limited has significant library and music collections, property, plant and equipment. These values are reflected in the Balance Sheet at their fair value.

The reference library is valued at the original valuation \$400,000 and the music library is valued at \$1.4 million. The music library valuation was completed by Rolle Limited (independent valuers) as at 30 June 2003.

The company's 100% owned subsidiary, Sound Archives Ngā Taonga Kōrero Limited, has a substantial archival collection of valuable radio recordings, and is valued at \$800,000. This valuation was completed by the Directors of Sound Archives Ngā Taonga Kōrero Limited as at 30 June 2008.

Depreciation has not been charged on the archival assets collection in 2000–2009.

## 11 CREDITORS AND OTHER PAYABLES

	GROUP ACTUAL 2009 \$000	GROUP ACTUAL 2008 \$000	PARENT ACTUAL 2009 \$000	PARENT ACTUAL 2008 \$000
Creditors	1,191	1,362	961	1,210
Accrued expenses	411	763	411	763
	<b>1,602</b>	<b>2,125</b>	<b>1,372</b>	<b>1,973</b>

Creditors and other payables are non-interest bearing and are normally settled on 30-day terms, therefore the carrying value of creditors and other payables approximates their fair value.

## 12 EMPLOYEE ENTITLEMENTS

Annual leave	1,611	1,171	1,611	1,171
Other and accrued salaries	562	144	562	144
Long service leave	34	69	34	69
	<b>2,207</b>	<b>1,384</b>	<b>2,207</b>	<b>1,384</b>
Made up of:				
Current	2,162	1,315	2,162	1,315
Non-current	45	69	45	69
	<b>2,207</b>	<b>1,384</b>	<b>2,207</b>	<b>1,384</b>

## 13 BANK LOAN

Multi-option credit line	0	0	0	0
--------------------------	---	---	---	---

Radio New Zealand has a redrawable line of credit of \$3,500,000 with Westpac Banking Corporation. The credit advance is a short-term market unsecured advance and the interest rate charged is the Westpac offer rate at the time the advance was made plus a margin of 0.45%. **The effective rate at year end was 2.95%.**

During the year the cumulative drawdowns totalled \$230,000 and the maximum amount drawn in any one month was \$230,000.

## Notes to the Financial Statements (continued)

FOR THE YEAR ENDED 30 JUNE 2009

At the end of each month the total balance drawn was repaid in full.

### 14 PROVISIONS

	GROUP ACTUAL 2009 \$000	GROUP ACTUAL 2008 \$000	PARENT ACTUAL 2009 \$000	PARENT ACTUAL 2008 \$000
--	----------------------------------	----------------------------------	-----------------------------------	-----------------------------------

Represented by:

Lease make-good and other provisions	822	822	822	822
--------------------------------------	-----	-----	-----	-----

An Employment Court ruling has required Radio New Zealand to place \$3000 in a separate bank account pending the outcome of an employment dispute with a previous employee.

In respect to three of its leased premises, Radio New Zealand is required, at the expiry of the lease term, to make good any damage caused from installed fixtures and fittings and to remove any fixtures or fittings installed. The amount is \$819,000.

### 15 REDEEMABLE PREFERENCE SHARES

Preference shares on issue at 30 June 2009 were reclassified from equity in 2007 to liabilities in 2008. There has been no alteration to this during the current year.

Preference shares on issue at 30 June 2009	4,120	4,120	4,120	4,120
--	-------	-------	-------	-------

Redeemable preference shares have the following rights:

(a) No voting rights except:

- (i) In the event of a liquidation or any proposal of liquidation.
- (ii) When the company is in default in the payment of any dividend.

(b) The right to:

- (i) A non-cumulative preferential dividend at a rate equal to the aggregate 5 year Benchmark Bond rate plus 1%.
- (ii) All dividends shall be payable by equal half yearly instalments on 31 May and 30 November in each calendar year.
- (iii) The priority to receive such dividends over rights of ordinary shareholders to receive a dividend.
- (iv) Dividends commence from 1 December 1998.

(c) On redemption, the company shall redeem the preference shares in cash by repaying the capital paid up or credited as paid up.

## 16 EQUITY

	GROUP ACTUAL 2009 \$000	GROUP ACTUAL 2008 \$000	PARENT ACTUAL 2009 \$000	PARENT ACTUAL 2008 \$000
<b>SHARE CAPITAL</b>				
Ordinary \$1 shares				
Ordinary shares have the following rights:				
a) normal voting rights; and				
b) no fixed dividend.				
Balance at 1 July	16,692	16,171	16,692	16,171
Issue ordinary shares	0	521	0	521
<b>Balance at 30 June</b>	<b>16,692</b>	<b>16,692</b>	<b>16,692</b>	<b>16,692</b>
<b>PREFERENCE SHARES</b>				
Balance at 1 July	0	0	0	0
Move to liabilities	0	0	0	0
<b>Balance at 30 June</b>	<b>0</b>	<b>0</b>	<b>0</b>	<b>0</b>
<b>REVALUATION RESERVE</b>				
Balance at 1 July	30,501	2,280	29,701	1,480
Other	(5)	0	(5)	0
Revaluation Land and Buildings	(86)	28,221	(86)	28,221
<b>Balance as 30 June</b>	<b>30,410</b>	<b>30,501</b>	<b>29,610</b>	<b>29,701</b>
At the end of the 30 June 2008 Radio New Zealand revalued its owned land and buildings throughout New Zealand to current market value. The valuation was performed by DTZ, registered public valuers.				
<b>OTHER RESERVES</b>				
Balance at 1 July	0	0	0	0
NZ IFRS transition adjustments	0	(638)	0	(638)
Transfer to retained earnings	0	638	0	638
<b>Balance at 30 June</b>	<b>0</b>	<b>0</b>	<b>0</b>	<b>0</b>
Radio New Zealand is required to recognise lease make-good clauses for three of its leased premises. The balance in other reserves recognised the write down of the estimate provision of the lease make-good provisions in 2008. These balances were transferred to retained earnings.				
<b>RETAINED EARNINGS</b>				
Balance at 1 July	5,292	5,268	5,387	5,289
Operating surplus/(deficit)	13	24	88	98
NZ IFRS transition adjustments	5	0	5	0
<b>Balance at 30 June</b>	<b>5,310</b>	<b>5,292</b>	<b>5,480</b>	<b>5,387</b>

## Notes to the Financial Statements (continued)

FOR THE YEAR ENDED 30 JUNE 2009

### 17 RECONCILIATION OF THE NET SURPLUS FROM OPERATIONS WITH THE NET CASH FLOWS FROM OPERATING ACTIVITIES

	GROUP ACTUAL 2009 \$000	GROUP ACTUAL 2008 \$000	PARENT ACTUAL 2009 \$000	PARENT ACTUAL 2008 \$000
NET SURPLUS/(DEFICIT) AFTER TAXATION	13	24	88	98
Add/(less) non-cash items:				
Depreciation & amortised expenses	3,353	2,892	3,353	2,892
Bad debts written off	(2)	0	(2)	0
Change in provision for impaired debts	(10)	19	(10)	19
Property, plant & equipment written off	2	27	2	27
Donated assets income	(54)	(40)	(54)	(40)
Capitalised labour	(109)	(35)	(109)	(34)
Other	44	(115)	44	(116)
<b>Total non-cash items</b>	<b>3,224</b>	<b>2,748</b>	<b>3,224</b>	<b>2,748</b>
Add/(less) items classified as investing activities:				
Net (gain)/loss on sale of fixed assets	0	0	0	0
Add/(less) movements in working capital items:				
Decrease/(increase) in receivables	(63)	85	(63)	85
Decrease/(increase) in prepayments	5	31	5	31
Increase/(decrease) in creditors and accruals	(523)	129	(601)	58
Increase/(decrease) in current employee entitlements	847	57	847	57
Increase/(decrease) in provision for tax	(5)	5	(5)	5
Increase/(decrease) in revenue received in advance	(47)	47	(47)	47
Working capital movement – net	214	354	136	283
<b>Net cash flow from operating activities</b>	<b>3,451</b>	<b>3,126</b>	<b>3,448</b>	<b>3,129</b>

## 18 COMMITMENTS

	GROUP ACTUAL 2009 \$000	GROUP ACTUAL 2008 \$000	PARENT ACTUAL 2009 \$000	PARENT ACTUAL 2008 \$000
Property, plant & equipment	559	133	559	133
Non-cancellable operating lease commitments:				
– not later than one year	1,419	1,206	1,419	1,206
– later than one year and less than five years	2,149	2,974	2,149	2,974
– later than five years	0	166	0	166
	<b>3,568</b>	<b>4,346</b>	<b>3,568</b>	<b>4,346</b>
<p>Radio New Zealand leases properties in Wellington, Christchurch, Dunedin and in a number of regional areas of New Zealand. The main leases expire between 2011 and 2017.</p> <p>There are restrictions on these leases to “make-good” the property at the end of the lease. Radio New Zealand has recognised this future liability by creating a provision in its balance sheet.</p> <p>Other non-cancellable operating commitments:</p>				
– not later than one year	4,685	4,064	4,685	4,064
– later than one year and less than five years	5,324	6,706	5,324	6,706
– later than five years	292	0	292	0
	<b>10,301</b>	<b>10,770</b>	<b>10,301</b>	<b>10,770</b>
<b>Total non-cancellable commitments</b>	<b>13,869</b>	<b>15,116</b>	<b>13,869</b>	<b>15,116</b>

## 19 CONTINGENT LIABILITIES

Legal proceedings and disputes	610	660	610	660
--------------------------------	-----	-----	-----	-----

Radio New Zealand has one contingent liability in relation to defamation action from its operations. Another contingent liability is in relation to legal action instigated by a former employee. Management, in conjunction with the Board, is vigorously defending all charges and is confident that Radio New Zealand will not be found liable for any of those charges.

## 20 CONTINGENT ASSETS

There are no contingent assets (2008: nil)

# Notes to the Financial Statements (continued)

FOR THE YEAR ENDED 30 JUNE 2009

## 21 RELATED PARTY TRANSACTIONS, KEY MANAGEMENT PERSONNEL AND EMPLOYEE REMUNERATION

### FUNDING

Radio New Zealand Limited received funding of \$32.3 million (2008: \$29.70 million) from NZ On Air for the year ended 30 June 2009. The contract between the two parties for broadcasting services prescribes the services which must be provided in relation to transmission coverage and hours, types of programmes to be broadcast, and also places restrictions on advertising.

In addition to the above, \$618,000 funding was received by the subsidiary company of Radio New Zealand Limited, Sound Archives Ngā Taonga Kōrero Limited, under separate contract for sound archiving services for the year ended 30 June 2009 (2008: \$723,000).

Radio New Zealand International, a division of Radio New Zealand Limited, received funding of \$1.90 million (2008: \$1.90 million) from the Ministry for Culture and Heritage for the year ended 30 June 2009.

Transactions with other state owned enterprises and Government departments are carried out on an arm's length basis.

### INTER-GROUP TRANSACTIONS

An agreement for supply of services between Radio New Zealand Limited and Sound Archives Ngā Taonga Kōrero Limited outlines the management fee paid by Sound Archives Ngā Taonga Kōrero Limited for personnel and other resources to service the archives.

An amount of \$913,882 has been transacted, for the period 1 July 2008 to 30 June 2009 (2008: \$887,000).

### KEY MANAGEMENT AND DIRECTORS

There are no other material transactions between directors and senior management and Radio New Zealand Limited in any capacity other than that for which they are employed. There are no other related party transactions.

The Chief Executive, Peter Cavanagh, is a director of Sound Archives Ngā Taonga Kōrero Limited, a 100% owned subsidiary company of Radio New Zealand Limited.

The Deputy Chief Executive, Ken Law, is a director of Freeview Limited. Radio New Zealand has 5% of the shares in the company.

During the year, Radio New Zealand paid Freeview Limited \$52,000 for its 5% share of operational funding (2008: \$45,000).

All material transactions are on an arm's length basis, with the interest of each party being completely independent.

### KEY MANAGEMENT PERSONNEL COMPENSATION

	GROUP ACTUAL 2009 \$000	GROUP ACTUAL 2008 \$000	PARENT ACTUAL 2009 \$000	PARENT ACTUAL 2008 \$000
Salaries and employee benefits	1,758	1,641	1,758	1,641
Post-employment benefits	0	0	0	0
Other long-term benefits	0	0	0	0
Termination benefits	0	0	0	0

Key management personnel includes the Chief Executive, ten members of the senior management group and two other senior managers.



## EMPLOYEE REMUNERATION

Details of remuneration ranges for employees whose remuneration is over \$100,000 for the year ended 30 June 2009 are:

REMUNERATION RANGES FOR EMPLOYEES	NUMBER OF EMPLOYEES	
	2009	2008
\$100,000–109,999	7	7
\$110,000–119,999	4	5
\$120,000–129,999	4	1
\$130,000–139,999	1	1
\$140,000–149,999	1	1
\$150,000–159,999	0	1
\$160,000–169,999	1	1
\$180,000–189,999	1	0
\$340,000–349,999	1	1
<b>Total number of employees in these ranges</b>	<b>20</b>	<b>18</b>

The Chief Executive's remuneration is within the \$340,000–\$349,999 range.

During the year ended 30 June 2009, 1 (2008:0) employee received compensation in relation to cessation totalling \$5,500 (2008:0).

## 22 BOARD MEMBER REMUNERATION AND INTERESTS

### DIRECTORS' REMUNERATION

The following persons held office as director during the year and received the following remuneration as directors of Radio New Zealand Limited. No Board member received compensation or other benefit in relation to cessation (2008:0).

	2009	2008
	\$	\$
Christine Grice – Chair	45,000	26,750
Alison Timms – Deputy Chair	33,750	30,833
Steve Murray – Chair Audit Committee	20,000	29,584
Sifa Taumoepeau	23,000	23,000
Yvonne Sharp	21,083	–
Rt Hon. Paul East	21,083	–
Judy Finn (retired)	19,167	23,000
Alan Dick (retired)	1,917	23,000
Brian Corban QSO	–	44,583
Judith Fyfe	–	7,667
	<b>185,000</b>	<b>208,417</b>

# Notes to the Financial Statements (continued)

FOR THE YEAR ENDED 30 JUNE 2009

## DIRECTORS' INTERESTS

### CHRISTINE GRICE

Principal	Harkness Henry Solicitors
Acting CEO	New Zealand Law Society Ltd
Chair/Director	Mental Health Research Programmes Ltd (Te Pou)
Chair	NZLS CLE Ltd
Judge	Cook Islands Court of Appeal
Director	Kiwano Horned Melons (NZ) Ltd, Harkness Henry Trust Management Ltd, McLaughlins Road Properties Ltd, Manchester Place Properties Ltd, Tigusi Properties Ltd, Tigusi Trust Ltd
Member	Council of Legal Education
Trustee	Riverside Trust

### ALISON TIMMS

Chair	Insurance and Savings Ombudsman Commission
Consultant	Independent Consultant
Director	Wellington Waterfront Ltd
Trustee	Mercer Individual Retirement Plan, Welcab Board

### STEVE MURRAY

Director	Chamber of Commerce and Industry Queensland, Legal Services Pty Ltd (CCIQ)
Consultant	Commerce Queensland
Trustee	EEO Trust
Member	Defence Industry Council of New Zealand

### SIFA TAUMOEPEAU

Manager Government and Industry Affairs	SKYCITY Entertainment Group Ltd
Member	Heart of Auckland City Board, Gaming Machine Association of NZ

### YVONNE SHARP

Chair	Road Safety Trust, Mangatowai Community Trust
Deputy Chair	Queen Elizabeth II National Trust
Presiding Member	Lottery Northland Community Committee
Member	New Zealand Conservation Authority
Trustee	Top Energy Trust

### RT HON. PAUL EAST

Chair	Charity Gaming Trust, Antarctic Heritage Trust, Perpetual Capital Management Ltd
Director	Benfield (NZ) Ltd, Taylors Group Ltd, Agriquality Ltd 2005–2007
Consultant	Bell Gully
Lead Negotiator-Crown	Ngai Tahu negotiations
Trustee	Rotorua Energy Charitable Trust, Rotorua Museum Centennial Trust
Senior Advisor	Taiwan NZ Business Council
Member	Eisenhower Fellowship Board, Auckland University 125 Year Anniversary Committee

### JUDY FINN (RETIRED 30 APRIL 2009)

Director and Shareholder	Neudorf Vineyards Ltd
Trustee	Suter Gallery Trust
Director	Pinot Noir 2010

---

#### ALAN DICK (RETIRED 31 JULY 2008)

Consultant	Business and Commercial Property
Chairman	Hawkes Bay Lotteries Grants Allocation Committee
Councillor	Hawkes Bay Regional Council
Director	ALIZ Investments Ltd
Trustee	Napier Cadet Academy Charitable Trust, Hawkes Bay Addiction Centre Trust

#### DIRECTORS' INDEMNITY AND INSURANCE

Radio New Zealand Limited has effected Directors and Officers liability and Professional Indemnity insurance cover against liabilities to other parties that may arise from their position as directors. The insurance does not cover liabilities arising from criminal actions.

#### 23 FINANCIAL INSTRUMENTS

Nature of activities and management policies in respect to financial instruments:

##### A CURRENCY RISK

Currency risk is risk that the value of a financial instrument will fluctuate due to changes in foreign exchange rates.

Radio New Zealand Limited in 2008–2009 had exposure to foreign exchange risk, which arose from transactions denominated in foreign currencies arising from capital asset purchases.

In accordance with Radio New Zealand policy, foreign exchange contracts were purchased to manage the risk. As at balance date there were no foreign exchange contracts outstanding.

##### B CREDIT RISK

Credit risk is the risk that a third party will default on its obligations to Radio New Zealand Limited, causing Radio New Zealand Limited to incur a loss. In the normal course of its business Radio New Zealand Limited incurs credit risk from trade debtors and transactions with financial institutions.

Radio New Zealand Limited has a credit policy, which is used to manage exposure to credit risk. Radio New Zealand Limited does not require any collateral or security to support financial instruments, as it only deposits with banks with high credit ratings.

Concentrations of credit risk with respect to accounts receivable are high due to the reliance on NZ On Air for 84% of Radio New Zealand Limited's revenue. However, NZ On Air is a high-quality credit entity being the government purchaser of national broadcasting services.

Radio New Zealand Limited does not have any other significant concentrations of credit risk.

##### C INTEREST RATE RISK

Interest rate risk is the risk that the value of a financial instrument will fluctuate due to changes in market interest rates. The company has some interest rate risk on its borrowings with the bank, which at balance was at call rates.

Surplus funds are invested on call or short-term deposit.

##### D FAIR VALUES

The carrying value of cash and liquid deposits, investments, debtors, other receivables, dividends payable, bank borrowings, creditors and other creditors is equivalent to their fair value. None of the company's financial assets or liabilities are considered to have a fair value which differs from their carrying value. The company is not involved in any off balance sheet activities.

#### 24 EVENTS AFTER THE BALANCE SHEET DATE

There have been no significant or material events that have occurred that may impact on the operations of Radio New Zealand and its subsidiary since balance date.

# Notes to the Financial Statements (continued)

FOR THE YEAR ENDED 30 JUNE 2009

---

## 25 EXPLANATION OF SIGNIFICANT VARIANCES AGAINST BUDGET

Significant variances from Radio New Zealand's budget figures in the Statement of Intent (SOI) are as follows:

### INCOME STATEMENT

#### Interest

Cash balances on call deposit were higher but invested at lower average interest rates and has resulted in interest income being \$61,000 over budget.

#### Other income

\$400,000 higher than budget and primarily due to Radio New Zealand ensuring CPI adjustments were added to third party revenue generating activities.

#### Personnel

Salary and wage increases of 6.00% were provided in 2000–2009 and a number of vacant positions were filled.

#### Depreciation and amortisation

The SOI budget provided a significant increase in depreciation based on \$3 million capital expenditure during the year but only \$1.8 million of capital expenditure was incurred. Late timing of actual expenditure has contributed to this under-budget situation.

#### Interest expense

The bank loan facility was not required to support operational and capital expenditure in 2000–2009. Tight cash management has maintained positive cash balances.

### BALANCE SHEET

Revaluation reserve decreased by \$86,000 as previously owned land and buildings had its valuation adjusted during the financial year.

Employee entitlements have increased with the additional five days annual leave granted to individuals who have completed 6 years of continuous service. This, in conjunction with less average annual leave being taken during the year, has resulted in an increase in the provision. Management plans to reduce this level are in place for 2009–2010.

Cash and cash equivalents balances are higher than budget at year end due mainly to a deliberate drop in capital expenditure spend against budget. Property, plant and equipment is higher than budget due to the \$28 million revaluation increase of land and buildings done in 2008. The budget was completed before the revaluations were finalised and included estimates lower than actual values.

### STATEMENT OF CHANGES IN EQUITY

There was movement in the revaluation reserve of \$86,000 in the current year as a result of an adjustment to the 2008 revaluation in land and buildings.

### CASH FLOW STATEMENT

Higher receipts from customers and interest income have allowed higher activity in payments to suppliers and employees. Less capital expenditure of \$1.198 million compared to budget is the result of a deferral of a number of capital investments and projects.

# Statement of Service Performance

FOR THE YEAR ENDED 30 JUNE 2009

---

STATEMENT OF SERVICE PERFORMANCE .....	60
RADIO NEW ZEALAND NATIONAL .....	61
RADIO NEW ZEALAND CONCERT .....	65
RADIO NEW ZEALAND SOUND ARCHIVES NGĀ TAONGA KŌRERO .....	68
RADIO NEW ZEALAND INTERNATIONAL .....	69

# Statement of Service Performance

FOR THE YEAR ENDED 30 JUNE 2009

This statement reports on the performance of Radio New Zealand Limited in relation to the key performance indicators set out in its Statement of Intent for the year ended 30 June 2009.

	RADIO NEW ZEALAND NATIONAL 2009 \$000	RADIO NEW ZEALAND CONCERT 2009 \$000	SOUND ARCHIVES NGĀ TAONGA KŌRERO 2009 \$000	RADIO NEW ZEALAND INTERNATIONAL 2009 \$000	TOTAL 2009 \$000
RECONCILIATION OF OUTPUT FINANCIAL STATEMENTS TO GROUP NET SURPLUS/[DEFICIT] BEFORE TAX					
INCOME					
NZ On Air funding	26,442	4,903	618	0	31,963
Radio New Zealand	0	0	130	243	373
Ministry for Culture & Heritage funding	0	0	0	1,900	1,900
Other	3,317	416	90	141	3,964
<b>Total income</b>	<b>29,759</b>	<b>5,319</b>	<b>838</b>	<b>2,284</b>	<b>38,200</b>
EXPENDITURE					
Operating Costs	30,024	5,013	913	2,237	38,187
<b>Total expenditure</b>	<b>30,024</b>	<b>5,013</b>	<b>913</b>	<b>2,237</b>	<b>38,187</b>
<b>Net surplus/[deficit]</b>	<b>(265)</b>	<b>306</b>	<b>(75)</b>	<b>47</b>	<b>13</b>

---

## OUTPUT CLASS – RADIO NEW ZEALAND NATIONAL

### 1. Role

Radio New Zealand National is a nationwide network providing news, current affairs, feature documentaries and entertainment programmes, including music programmes featuring both New Zealand and international artists. Many of the quality programmes featured on Radio New Zealand National are not available on commercial radio because they are not considered commercially viable. The following are examples of the non-commercial public service broadcasting programmes to be found on Radio New Zealand National:

- *Morning Report* – authoritative and comprehensive coverage of local and world events.
- *Midday Report* – delivering comprehensive news bulletin, business news, rural news, sports news, long-range weather forecasts and *Worldwatch*.
- *Afternoons with Jim Mora* – an audience participation show to stimulate, enlighten and entertain the listener. Includes *The Panel* promoting critical thought on a wide range of topics.
- *Nine to Noon* – provides in-depth debate on topical national and international news, with feature interview profiles to stimulate new ideas.
- *Checkpoint* – hard-hitting daily news-focused programme.
- *Nights with Bryan Crump* – dedicated to encouraging fresh ideas and music along with the best radio documentaries and features from here and overseas.
- *This Way Up* – a programme exploring consumer-related stories and issues. Entertaining and informative, it includes global and local correspondents, mini features, product tests, studio discussions and a themed feature each week. *Digital Life* is also part of the show.
- *The Arts on Sunday* – the show celebrates the diversity of creativity, both here and overseas, with views, reviews, previews, interviews, a regular comedy slot and the play of the week.
- *Saturday Morning with Kim Hill* – a magazine programme with interviews, food, books and music.
- *Sunday Morning with Chris Laidlaw* – thought-provoking range of interviews, documentaries and music, including *Mediawatch* and *Insight*.

### 2. Listenership

MEASURED BY radio listening surveys.

RESULT:

---

TYPE OF RATING	DESCRIPTION	2008–2009	2007–2008
		ALL NEW ZEALAND RADIO SURVEY	ALL NEW ZEALAND RADIO SURVEY
Cume	Number of different people who listen to Radio New Zealand National for at least an 8 minute period from Monday to Sunday, 12 midnight to 12 midnight.	473,000	501,000
Percentage of available audience	The Radio New Zealand National percentage of the number of 15+ listeners who listen to any radio station from Monday to Sunday, 12 midnight to 12 midnight.	17.2%	17.5%

---

## Statement of Service Performance (continued)

FOR THE YEAR ENDED 30 JUNE 2009

### 3. Quality

**MEASURED BY** surveying listeners' perception of the "quality" of Radio New Zealand National's programming.

**RESULT:**

	2008–2009 RADIO NEW ZEALAND LISTENER SURVEY	2007–2008 RADIO NEW ZEALAND LISTENER SURVEY
Improved	24%	26%
Remained constant	73%	70%
Deteriorated	3%	4%
Percentage improved and constant	97%	96%

### 4. Broadcast Standards

**MEASURED BY** formal complaints upheld by the Broadcasting Standards Authority.

**RESULT:**

MEASUREMENT BASIS	ACTUAL COMPLAINTS 2009	ACTUAL COMPLAINTS 2008
Number of complaints upheld	1	3

### 5. Programme Hours by Charter Function

**MEASURED BY** statistics of programme hours by specific Charter function.

**RESULT:**

2008–2009 CHARTER FUNCTIONS <sup>1 and 2</sup>	ACTUAL HOURS 2009	ACTUAL % HOURS 2009
A Programming that is predominantly and distinctively of New Zealand.	8,050	92%
B Programming that informs, entertains and enlightens the people of New Zealand.	8,412	96%
C Programming that is challenging, innovative and engaging.	8,557	98%
D Programming that fosters critical thought, informed and wide-ranging debate thereby contributing to greater tolerance and understanding.	8,412	96%
E Programming that stimulates, supports, and reflects the diversity of cultural expression including drama, comedy, literature and the performing arts.	7,664	88%
F Programming that stimulates, supports, and reflects a wide range of music, including New Zealand composition and performance.	991	11%
G Programming that reflects New Zealand's cultural identity, including Māori language and culture.	8,050	92%
H Programming that provides awareness of the world and of New Zealand's place in it.	6,481	74%
I Programming that provides comprehensive, independent, accurate, impartial and balanced regional, national and international news and current affairs.	4,268	49%
J Balance programmes of special interest with those of wide appeal recognising the interest of all age groups.	8,412	96%
K Programming that contributes towards intellectual and spiritual development.	7,530	86%

- Particular programmes produced and broadcast have been assessed in terms of the contribution that the programme makes to Radio New Zealand's statutory Charter functions. Most programmes contribute to more than one Charter function.
- Radio New Zealand measured broadcast hours from 2008–2009 based on the outline of the draft Charter currently waiting enactment.



	ACTUAL HOURS 2008	ACTUAL % HOURS 2008
<b>2007–2008 CHARTER FUNCTIONS<sup>3</sup></b>		
A Intellectual, scientific and cultural development. Informed debate and critical thought.	8,197	93%
B Information, special interest and entertainment. Reflect cultural diversity including Māori language and culture.	8,153	93%
C Varied interests within the community. Information, educational, special interest and entertainment.	1,976	23%
D Musical, dramatic and performing arts. New Zealand and international composers, performers and artists.	2,092	24%
E Nationwide service, highest quality. Sense of citizenship and national identity.	8,784	100%
F Comprehensive, independent, impartial, balanced news and current affairs. Regional perspective.	3,668	42%
G Comprehensive, independent, impartial, balanced international news and current affairs.	1,190	14%

### 6. Transmission Coverage

MEASURED BY the percentage of the total New Zealand population able to receive the network signal.

RESULT:

TRANSMISSION TYPE	ACTUAL % COVERAGE OF POPULATION 2009	TARGET % COVERAGE OF POPULATION 2009	ACTUAL % COVERAGE OF POPULATION 2008
AM (amplitude modulation)	96%	96%	96%
FM (frequency modulation)	90%	90%	90%
Total terrestrial coverage	97%	97%	97%
Satellite digital service	100%	100%	100%

The target has been achieved.

### 7. Transmission Outage

MEASURED BY the average time lost over Radio New Zealand National's AM and FM transmitters, other than for programmed maintenance.

RESULT:

	ACTUAL % OF TIME LOST 2009	TARGET 2009	ACTUAL % OF TIME LOST 2008
Unplanned programme time lost per transmitter	0.04%	Less than 0.10%	0.06%

The target has been achieved.

3. Particular programmes produced and broadcast have been assessed in terms of the contribution that the programme makes to Radio New Zealand's statutory Charter functions. Most programmes contribute to more than one Charter function.

## Statement of Service Performance (continued)

FOR THE YEAR ENDED 30 JUNE 2009

### 8. Statement of Output Financial Performance

	ACTUAL	TARGET	ACTUAL
	2009	2009	2008
	\$000	\$000	\$000
<b>INCOME</b>			
NZ On Air funding	26,442	26,477	24,189
Other	3,317	3,258	3,080
<b>Total income</b>	<b>29,759</b>	<b>29,735</b>	<b>27,269</b>
<b>EXPENDITURE</b>			
Operating Costs	30,024	29,685	27,349
<b>Total expenditure</b>	<b>30,024</b>	<b>29,685</b>	<b>27,349</b>
<b>Net surplus/[deficit]</b>	<b>(265)</b>	<b>50</b>	<b>(80)</b>

The target has been achieved. Income and expenditure variances are less than 2% and not considered material.

## OUTPUT CLASS – RADIO NEW ZEALAND CONCERT

### 1. Role

Radio New Zealand Concert brings fine music in stereo to 100% of New Zealanders, through a network of FM transmitters and digital satellite. Musical, dramatic and performing arts comprise 96% of Radio New Zealand Concert's broadcasts, with a repertoire featuring mainly classical music but also including jazz and special interest music. The remaining 4% of broadcasts comprises Māori language and culture, news and weather.

### 2. Listenership

**MEASURED BY** radio listening surveys.

**RESULT:**

TYPE OF RATING	DESCRIPTION	2008–2009 ALL	2007–2008 ALL
		NEW ZEALAND RADIO SURVEY	NEW ZEALAND RADIO SURVEY
Cume	Number of different people who listen to Radio New Zealand Concert for at least an 8 minute period from Monday to Sunday 12 midnight to 12 midnight.	138,000	201,000
Percentage of available audience	The Radio New Zealand Concert percentage of the number of 15+ listeners who listen to any radio station from Monday to Sunday, 12 midnight to 12 midnight.	5.0%	7.0%

### 3. Quality

**MEASURED BY** surveying listeners' perception of the "quality" of Radio New Zealand Concert's programming.

**RESULT:**

	2008–2009 RADIO	2007–2008 RADIO
	NEW ZEALAND LISTENER SURVEY	NEW ZEALAND LISTENER SURVEY
Improved	19%	18%
Remained constant	79%	78%
Deteriorated	2%	4%
Percentage improved and constant	98%	96%

### 4. Broadcast Standards

**MEASURED BY** formal complaints upheld by the Broadcasting Standards Authority.

**RESULT:**

MEASUREMENT BASIS	ACTUAL COMPLAINTS	ACTUAL COMPLAINTS
	2009	2008
Number of complaints upheld	0	0

## Statement of Service Performance (continued)

FOR THE YEAR ENDED 30 JUNE 2009

### 5. Programme Hours by Charter Function

MEASURED BY statistics of programme hours by specific Charter function.

RESULT:

	ACTUAL HOURS 2009	ACTUAL % HOURS 2009
<b>2008–2009 CHARTER FUNCTIONS<sup>4 and 5</sup></b>		
A Programming that is predominantly and distinctively of New Zealand.	1,394	16%
B Programming that informs, entertains and enlightens the people of New Zealand.	8,760	100%
C Programming that is challenging, innovative and engaging.	8,760	100%
D Programming that fosters critical thought, informed and wide-ranging debate thereby contributing to greater tolerance and understanding.	–	–
E Programming that stimulates, supports, and reflects the diversity of cultural expression including drama, comedy, literature and the performing arts.	8,484	97%
F Programming that stimulates, supports, and reflects a wide range of music, including New Zealand composition and performance.	8,484	97%
G Programming that reflects New Zealand's cultural identity, including Māori language and culture.	1,394	16%
H Programming that provides awareness of the world and of New Zealand's place in it.	335	4%
I Programming that provides comprehensive, independent, accurate, impartial and balanced regional, national and international news and current affairs	276	3%
J Balance programmes of special interest with those of wide appeal recognising the interest of all age groups.	725	8%
K Programming that contributes towards intellectual and spiritual development.	8,760	100%
<b>2007–2008 CHARTER FUNCTIONS</b>		
A Intellectual, scientific and cultural development. Informed debate and critical thought.	–	–
B Information, special interest and entertainment. Reflect cultural diversity including Māori language and culture. <sup>6</sup>	82	1%
C Varied interests within the community. Information, educational, special interest and entertainment.	8,874	100%
D Musical, dramatic and performing arts. New Zealand and International composers, performers and artists.	8,496	97%
E Nationwide service, highest quality. Sense of citizenship and national identity.	–	–
F Comprehensive, independent, impartial, balanced news and current affairs. Regional perspective. <sup>6</sup>	191	2%
G Comprehensive, independent, impartial, balanced International news and current affairs. <sup>6</sup>	97	1%

4. Particular programmes produced and broadcast have been assessed in terms of the contribution that the programme makes to Radio New Zealand's statutory Charter functions. Most programmes contribute to more than one Charter function.

5. Radio New Zealand measured broadcast hours from 2008–2009 based on the outline of the draft Charter currently waiting enactment.

6. While Radio New Zealand Concert's programmes may broadly meet the intentions of Charter functions B, F and G, its primary role is to provide services intended by functions C and D.

## 6. Transmission Coverage

MEASURED BY the percentage of the total New Zealand population able to receive the network signal.

RESULT:

TRANSMISSION TYPE	ACTUAL %	TARGET %	ACTUAL %
	COVERAGE OF POPULATION 2009	COVERAGE OF POPULATION 2009	COVERAGE OF POPULATION 2008
FM (frequency modulation)	92%	92%	92%
Satellite digital service	100%	100%	100%

The target has been achieved.

## 7. Transmission Outage

MEASURED BY the average time lost over Radio New Zealand Concert's FM transmitters, other than for programmed maintenance.

RESULT:

	ACTUAL %	TARGET	ACTUAL %
	OF TIME LOST 2009	2009	OF TIME LOST 2008
Unplanned programme time lost per transmitter	0.02%	Less than 0.10%	0.02%

The target has been achieved.

## 8. Statement of Output Financial Performance

	ACTUAL 2009	TARGET 2009	ACTUAL 2008
	\$000	\$000	\$000
INCOME			
NZ On Air funding	4,903	4,903	4,668
Other	416	18	361
<b>Total income</b>	<b>5,319</b>	<b>4,921</b>	<b>5,029</b>
EXPENDITURE			
Operating Costs	5,013	4,921	4,866
<b>Total expenditure</b>	<b>5,013</b>	<b>4,921</b>	<b>4,866</b>
<b>Net surplus/(deficit)</b>	<b>306</b>	<b>0</b>	<b>163</b>

The target has been achieved. Revenue is 8% above budget and expenditure is 1.9% above budget.

# Statement of Service Performance (continued)

FOR THE YEAR ENDED 30 JUNE 2009

## OUTPUT CLASS – RADIO NEW ZEALAND SOUND ARCHIVES NGĀ TAONGA KŌRERO

### 1. Role

Radio New Zealand Sound Archives Ngā Taonga Kōrero collects recordings of broadcast radio programmes, and related sound recordings, from across the spectrum of all New Zealand stations and networks, and stores them for posterity. This resource is available to all New Zealanders on a cost recovery basis.

### 2. Material Acquired and Preserved

**MEASURED BY** the total number of hours of recordings acquired and preserved by the archive.

**RESULT:**

TYPE	ACTUAL HOURS	TARGET	ACTUAL HOURS
	ACHIEVED	HOURS	ACHIEVED
	2009	2009	2008
Material acquired	1,767	≥ 1,235	2,324
Material preserved	1,889	≥ 1,805	1,828

The archive is resourced to manage 100 hours of historical programmes per year – material of the highest heritage value; over-achievement of material acquired resulted from much higher donations of this category. Targeting work of high value hampered the preservation programme which now has an ever-growing backlog of work. Funding for a special project which generated additional resources assisted in the achievement of the preservation target.

### 3. Making Recordings Available to all New Zealanders on Request

**MEASURED BY** public access to recordings.

**RESULT:**

Material was accessed by a range of people and organisations, including members of the public, students and researchers, libraries and museums, and broadcasters and programme producers. Audio was made available and accessed on-site at Auckland and Christchurch, but the bulk of the material was distributed, by request, via CD for listening.

### 4. Statement of Output Financial Performance

	ACTUAL 2009	TARGET 2009	ACTUAL 2008
	\$000	\$000	\$000
<b>INCOME</b>			
NZ On Air funding	618	600	722
Radio New Zealand	130	130	0
Other	90	85	91
<b>Total income</b>	<b>838</b>	<b>815</b>	<b>813</b>
<b>EXPENDITURE</b>			
Operating Costs	913	815	887
<b>Total expenditure</b>	<b>913</b>	<b>815</b>	<b>887</b>
<b>Net surplus/(deficit)</b>	<b>(75)</b>	<b>0</b>	<b>(74)</b>

The target has not been achieved. While revenue is 2.8% above budget, expenditure is 12% over budget resulting in a \$75,000 deficit.

---

## OUTPUT CLASS – RADIO NEW ZEALAND INTERNATIONAL

### 1. Role

Radio New Zealand will provide an international radio service to the Pacific through Radio New Zealand International. This service will:

- broadcast innovative, comprehensive and independent news and programming of interest to the Pacific region;
- provide a reliable account of Pacific and New Zealand affairs for relay and use by broadcasters and listeners within the Pacific and beyond;
- broadcast programming which encourages an awareness and understanding of New Zealand policies on regional issues of concern, foreign relations, development assistance, immigration, human rights, economic developments, the environment and trade opportunities; and
- provide a reliable source of information in the event of natural disasters or a breakdown of local communication services [additional costs of this service by the Ministry of Foreign Affairs and Trade are not included in the cost below].

### 2. Listenership

**MEASURED BY** the re-broadcast of Radio New Zealand International in the Pacific region by Pacific radio stations.

**RESULT:**

---

Eighteen Pacific radio stations relayed Radio New Zealand International daily during the period.

---

### 3. Transmission Coverage

**MEASURED BY** geographic location and grade of transmission at each site. Transmission grades are measured by the average hours of good quality reception available per day, e.g. Primary, 18 hours; Secondary, 12 hours; and General, 6 hours.

**RESULT:**

---

Transmission coverage achieved was:

- Primary coverage: French Polynesia, Cook Islands, Tokelau, American Samoa, Samoa, Niue, Tonga, Wallis and Futuna, Fiji, Tuvalu, New Caledonia, Vanuatu and Solomon Islands.
- Secondary coverage: Papua New Guinea, Nauru, Kiribati, Federated States of Micronesia, Marshall Islands and Palau.
- General Coverage: Asia/Pacific and Pacific rim.

Additional coverage in Asia was achieved through Radio Australia's re-broadcast of selected Radio New Zealand International material on their satellite services across Asia and also through relays by the BBC World Service.

---

### 4. Transmission Outage

**MEASURED BY** the average time lost over Radio New Zealand International's transmitters, other than for programmed maintenance.

**RESULT:**

---

	ACTUAL % OF TIME LOST 2009	TARGET 2009	ACTUAL % OF TIME LOST 2008
Unplanned programme time lost (i.e. when neither transmitter was operational)	0.81%	Less than 1.0%	0.6%

---

The target has been achieved.

---

## Statement of Service Performance (continued)

FOR THE YEAR ENDED 30 JUNE 2009

### 5. Statement of Output Financial Performance

	ACTUAL 2009	TARGET 2009	ACTUAL 2008
	\$000	\$000	\$000
<b>INCOME</b>			
Ministry for Culture & Heritage funding	1,900	1,899	1,900
Radio New Zealand	243	208	275
Other	141	142	0
<b>Total income</b>	<b>2,284</b>	<b>2,249</b>	<b>2,175</b>
<b>EXPENDITURE</b>			
Operating Costs	2,237	2,244	2,155
<b>Total expenditure</b>	<b>2,237</b>	<b>2,244</b>	<b>2,155</b>
<b>Net surplus/(deficit)</b>	<b>47</b>	<b>5</b>	<b>20</b>

The target has been achieved.



# Directory

FOR THE YEAR ENDED 30 JUNE 2009

## REGISTERED OFFICE

Level 2  
Radio New Zealand House  
155 The Terrace  
PO Box 123  
Wellington  
PHONE: 04 474 1999  
FAX: 04 474 1459  
EMAIL: [rnz@radionz.co.nz](mailto:rnz@radionz.co.nz)  
[www.radionz.co.nz](http://www.radionz.co.nz)

## AUCKLAND OFFICE

171 Hobson Street  
PO Box 2209  
Auckland  
PHONE: 09 367 9300  
FAX: 09 367 9330

## CHRISTCHURCH OFFICE

Radio New Zealand House  
51 Chester Street West  
PO Box 1531  
Christchurch  
PHONE: 03 374 8464  
FAX: 03 374 5115

## RADIO NEW ZEALAND CONCERT

Radio New Zealand House  
155 The Terrace  
PO Box 123  
Wellington  
PHONE: 04 474 1999  
FAX: 04 474 1876  
EMAIL: [concert@radionz.co.nz](mailto:concert@radionz.co.nz)

## RADIO NEW ZEALAND NEWS

Radio New Zealand House  
155 The Terrace  
PO Box 123  
Wellington  
PHONE: 04 474 1999  
FAX: 04 473 0185

## RADIO NEW ZEALAND INTERNATIONAL

Radio New Zealand House  
155 The Terrace  
PO Box 123  
Wellington  
PHONE: 04 474 1437  
FAX: 04 474 1433  
EMAIL: [info@rnzi.com](mailto:info@rnzi.com)  
[www.rnzi.com](http://www.rnzi.com)

## SOUND ARCHIVES NGĀ TAONGA KŌRERO

Head Office (General Collection)  
Radio New Zealand House  
Level 1  
51 Chester Street West  
PO Box 1531  
Christchurch  
PHONE: 03 374 8440  
FAX: 03 374 8448  
EMAIL: [info@soundarchives.co.nz](mailto:info@soundarchives.co.nz)  
[www.soundarchives.co.nz](http://www.soundarchives.co.nz)

## Auckland Office (Māori Collection)

171 Hobson Street  
PO Box 2209  
Auckland  
PHONE: 09 367 9301  
FAX: 09 367 9330

## AUDITOR

Audit New Zealand  
Level 8  
St Pauls Square  
45 Pipitea Street  
Private Bag 99  
Wellington

## BANKER

Westpac  
318 Lambton Quay  
PO Box 691  
Wellington

## MAIN LEGAL ADVISOR

Buddle Findlay  
1 Willis Street  
PO Box 2694  
Wellington

Radio New Zealand  
is funded by



